

CHEM-S

design Davide Diliberto

Chem, the 9-cm diameter tube with the final section that curves towards the wall, also

comes in a heated towel rail version. It is produced in different models thanks to the

addition of one, two or three square tubular attached to one or two vertical elements.


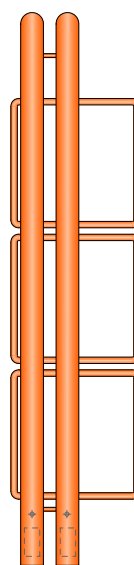
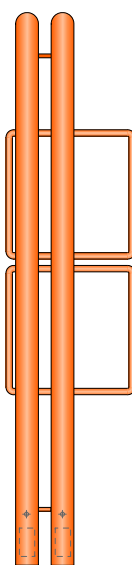
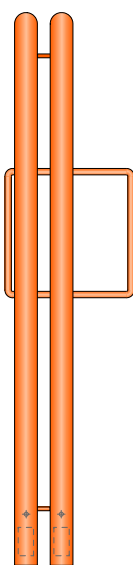
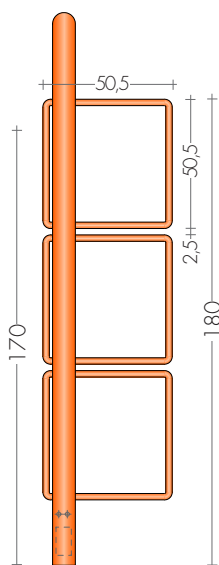
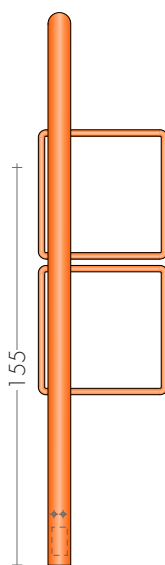
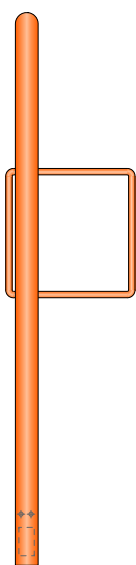
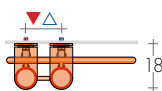
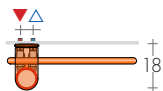
DIMENSIONS

Width: 50,5 cm

Height: 216 / 216 cm

Depth: 18 cm

Depth from wall: 18 cm



CHEM-S
196-50/1
216-50/1

CHEM-S
196-50/2
216-50/2

CHEM-S
196-50/3
216-50/3

CHEM-S
196D-50/1
216D-50/1

CHEM-S
196D-50/2
216D-50/2

CHEM-S
196D-50/3
216D-50/3

CHEM-S
196-50/3
216-50/3

MODEL	H/L cm	white sablé standard €	EN 442		▲▼ t.c. cm	Height H cm	Width L cm	Weight M Kg	Volume V dm³	MIXED version (EHE cl.II) with sleeve and:		WIRELESS DEVICES
			Δt 50 K watt	Δt 30 K watt						€	W	
CHEM-S	196-50/1	728,00	424	230	5	196	50,5	12,5	5,8	127,40	400	Receiver: wall recessed Art. RIE 122,70€
CHEM-S	196-50/2	817,60	522	283	5	196	50,5	14,7	6,5	129,60	500	
CHEM-S	196-50/3	907,20	620	336	5	196	50,5	16,9	7,2	131,80	650	
CHEM-S	196D-50/1	952,00	753	408	14	196	50,5	22,8	10,9	136,60	800	wall-mounted Art. RIC 139,30€
CHEM-S	196D-50/2	1041,60	851	461	14	196	50,5	25,0	11,6	140,20	900	
CHEM-S	196D-50/3	1131,20	949	514	14	196	50,5	27,2	12,3	140,20	900	
CHEM-S	216-50/1	761,60	465	252	5	216	50,5	13,6	6,4	129,60	500	wireless programmable thermostat Art. RHD 136,00€
CHEM-S	216-50/2	851,20	563	305	5	216	50,5	15,8	7,1	129,60	500	
CHEM-S	216-50/3	940,80	661	358	5	216	50,5	18,0	7,8	131,80	650	
CHEM-S	216D-50/1	985,60	835	453	14	216	50,5	25,0	12,1	136,60	800	Electric version: RE KIT page 229
CHEM-S	216D-50/2	1075,20	933	506	14	216	50,5	27,2	12,8	140,20	900	
CHEM-S	216D-50/3	1164,80	1031	559	14	216	50,5	29,4	13,5	140,20	900	

On request: Height 226, 236, 246 cm and customized.

STANDARD PRODUCTION

White "sablé" paintwork - Brackets white

Tolerance ± 3mm - Air vent ø 1/8"

MAXIMUM OPERATING PRESSURE 8 BAR

PRODUCTION ON REQUEST

Paintwork to Brem color list (with colored brackets)

+15/25%


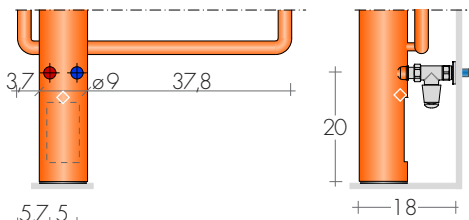
STANDARD FITTING

EG ø 1/2"

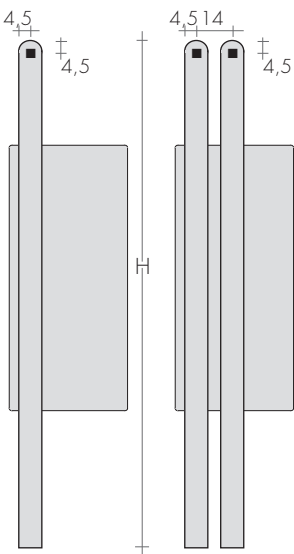

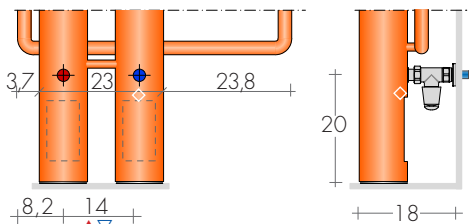
Only with straight valves.



TAPPING CENTRES
CHEM-S ..



CHEM-S..D



FIXINGS
brackets
included




CHEM-S 216-50/1

RECOMMENDED VALVES

CHROME PLATED VALVES KIT WITH:

- n°2 Valves with O-ring Tangs
- n°2 Fittings (multilayer ø16, copper ø12,14)
- n°2 Round washers

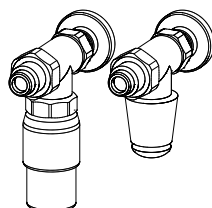
On request: Polished stainless tube cover
(to be cut to right size) Art. CA18 12,40€



STRAIGHT TON VALVES KIT
Art. KVD 149,30€

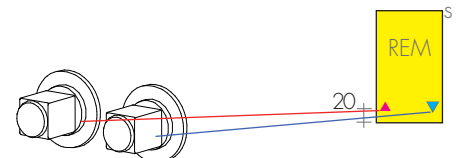
STRAIGHT MINI VALVES KIT

chrome-plated or white color Art. KMD 136,90€



STRAIGHT TON VALVES KIT with
THERMOSTATIC head Art. KTD 202,40€

REMOTE FITTINGS Art. REM 42,10€
at the rear (EG tapping centres dimensions)



REMOTE VALVES ASSEMBLY KIT with:
- n°2 Fittings (multilayer ø16, copper ø12,14)

REMOTE QUADRA VALVES ASSEMBLY KIT
Art. KQG 192,90€

REMOTE TON VALVES ASSEMBLY KIT with
THERMOSTATIC head Art. KVT 229,80€