

NOVUS WITH BENCH TOP



Datasheet

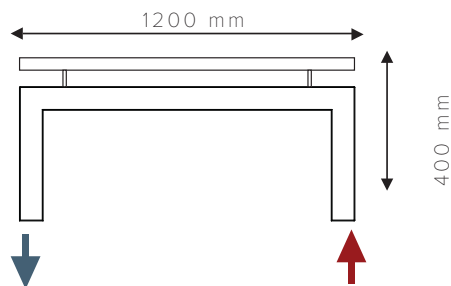
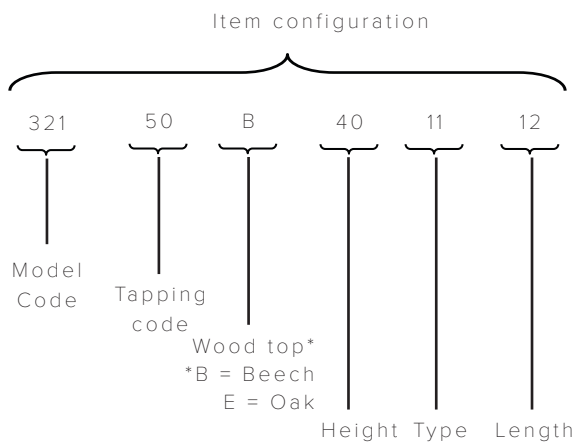
INDEX

Specification 2
 Description 3
 Tapping overview 4
 Dimensions 5
 Installation 7
 Output 7
 Accessories 8
 Availability Matrix 8

SPECIFICATION

HOW TO SPECIFY AN ITEM

Item number example 3215B401112



Note

Thermostat sensor head is not included in the product - should be ordered separately.

DESCRIPTION

The Hudevad Novus with bench top is with its clean lines and stylish expression well suited for many public environments such as offices, hospitals and shopping malls, but will also fit well in contemporary homes. The slender design works well as protection against cold drafts when placed in front of large windows.

Material	Panels: Profiled steel tubes 70x11x1,8 mm Distance between panels are 20 mm.
Test pressure	8 bar
Max. operating pressure	6 bar.
Max. operating temperature	110°C
Warranty	5 years
Surface treatment	Pre-treatment by degreasing and steel phosphating in accordance with DIN EN 442 and DIN EN 12476
Type	110
Height	400 mm
Length	1200, 1400, 1600, 1800 and 2000 mm
Depth	Type 110: 321 mm
Connections	All tappings 1/2" standard (adapters available) All tappings are downward-facing inside the legs.
Installation	Floor mounted. Air vent and blind plug are included.
Colour	Powder coated in white RAL 9016, gloss 70 Option: Painted in other colours. Please see the Hudevad Radiator Design Colour Brochure at www.hudevad.com
Bench top	Lacquered, oven-dried, solid beech in long blocks Bench top can also be supplied in oak at no additional charge. All bench tops are made with grade A building quality wood. 30 mm thickness
	Note As wood is a natural material, there will be some natural variations in colour, dimensions and grain structure between bench tops and between the various wood types.
Accessories	Leather cushions (L: 420 x W: 270 x H: 10 mm) in the colours cognac, dark brown and black

TAPPING OVERVIEW

Tapping code	Tapping type	Tapping possibilities
50	E/F, Right or left	
52	FF, Right	
53	EE, left	

Note

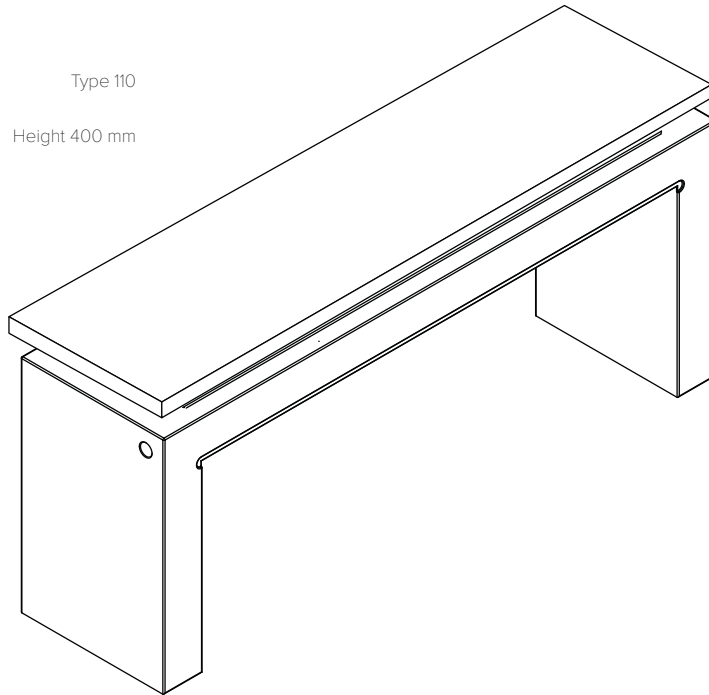
All tappings are downward-facing inside the legs.

Tapping code 52 and 53 - same side connection.

An internal divider plate is fitted inside the radiator to effectively control the flow of water. A small metal tap on the underside of the radiator indicates where the plate is fitted.

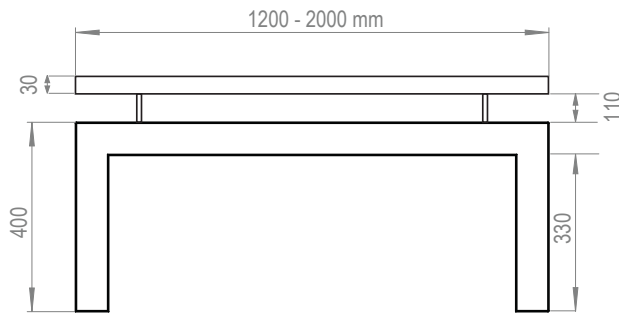
DIMENSIONS

Drawing 5.1




HEIGHT AND LENGTH

Drawing 5.2



DEPTH

Drawing 5.3




HUDEVAD
RADIATOR DESIGN

BUILT-IN DIMENSION

Hudevad Novus are delivered with built in feet (standing consoles). The tappings are built-in to the underside of the convector, inside the consoles. There are three possible tapping configurations. Tapping Code 50 has one tapping in each console, and either one can be chosen for flow and return. Tapping codes 52 and 53 have both tappings in the right and the left console, respectively. Plate coverings with a cut-out for the thermostat are included. The flow pipe is always placed furthest in (closest to the wall), which allows for a concealed and protected placement of the thermostat, while still being accessible.


Tapping code 50 - all types

Drawing 6.1




Drawing 6.2

Tapping code 52 - all types



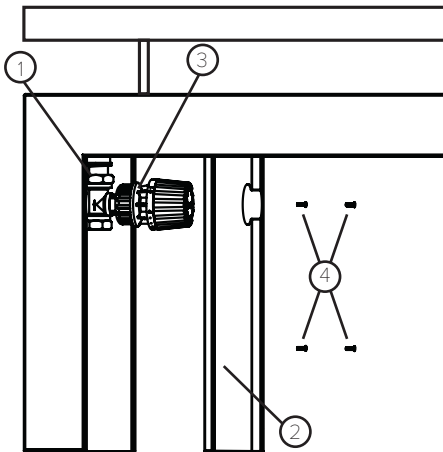
Tapping code 53 - all types

Drawing 6.3



INSTALLATION

In order for the installation to be as discreet as possible, the pipes should come from the floor and be hidden in the floor bracket. It also houses a valve and thermostat which is thus well protected and at the same time regulates the power output for optimal indoor climate.



Hudevad Novus is adapted to fit straight radiator valves DN15 (1) for connection to the floor.

The side on which the connection is located is equipped with a cover plate (2) with a cut-out hole for the thermostat (3).

The plate is fastened with the corresponding screws (4).

Shut-off valve can be mounted on the return connection. This will be completely hidden when the cover plate is mounted. The valve is always intended to be mounted in the connection closest to the wall. In this way, the valve and the thermostat will be well protected, but at the same time accessible.

OUTPUT

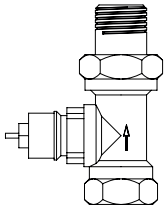
NOVUS

NOVUS 400 MM			Output			Water content	Weight
Type	Height, mm	W/metre 75°/65°/20°	W/metre 70°/40°/20°	W/metre 60°/30°/20°	litres/ metre	kg/ 1 m / 2 m / 3 m	
110	400	944	575	353	5,9	37/62/87	

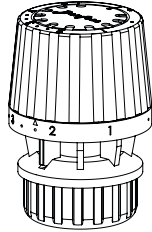
ACCESSORIES

Drawing 8.1

DANFOSS ACCESSORIES

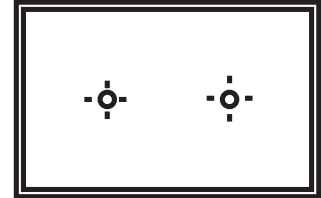


Danfoss straight running valve 40130014



Danfoss thermostat RA 2990 40132610

ACCESSORIES



Leather cushion Cognac CUSHIONCOGNAC
 Leather cushion Dark Brown CUSHIONBROWN
 Leather cushion Black CUSHIONBLACK

Hudevad recommends use of Danfoss accessories when fitting the radiator.
 For further accessories please refer to the Hudevad Pricelist.

AVAILABILITY MATRIX

ALL TAPPING CODES

Height 400 mm

Lgth./ Type	110
1000	●
1200	●
1400	●
1400	●
1600	●
1800	●
2000	●