

# INTEGRAL BENCH



Datasheet

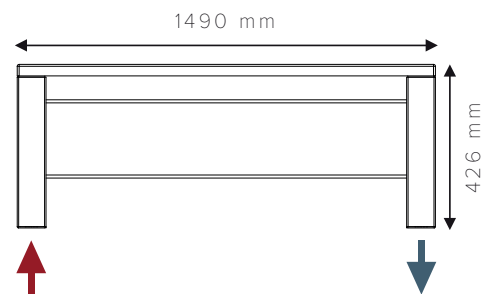
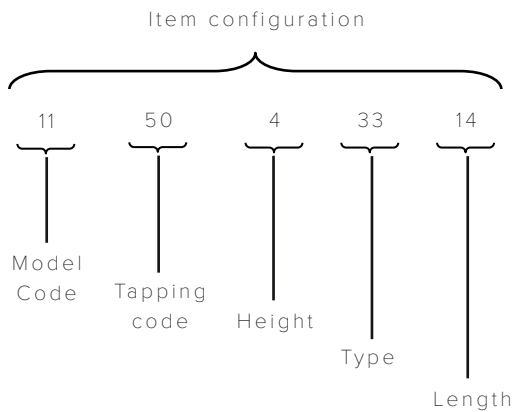
# INDEX

Specification .....	2
Description.....	3
Tapping overview .....	4
Built-in Valve.....	5
Other options.....	5
Illustration.....	6
Dimensions.....	6
Output.....	7
Maintenance .....	7
Accessories.....	7
Availability Matrix.....	8

# SPECIFICATION

## HOW TO SPECIFY AN ITEM

Item number example115043314



### Note

Thermostat is not included in the product - should be ordered separately.

*Please also note that tapping code 50 and 51 are supplied as a kit that must be assembled on site.*

# DESCRIPTION

Imagine if a radiator was not simply a radiator but also an attractive piece of furniture. Integral Bench is just that! Pipes and valves are concealed in the legs for a smooth and simple installation and makes the radiator a perfect piece of your interior. With different choice of wooden seat we are sure the Integral bench will compliment your interior decoration and style.

<b>Material</b>	Radiator panels: 1.20 mm steel according to EN10051 Heating element: steel panel according to EN442, Sidepanels in 3 mm steel plate.
<b>Front plate</b>	1,20 mm steel plate
<b>Test pressure</b>	13 bar
<b>Weight</b>	Max. 60 kg in length 2090 mm
<b>Max. operating pressure</b>	10 bar
<b>Max operating temperature</b>	95°C
<b>Warranty</b>	10 years (on radiator)
<b>Surface treatment</b>	Pretreatment: Degreasing and passivation. Priming: Water-based primer in light gray. Powder coated in accordance with DIN 55900, EN 442
<b>Length</b>	1290-2090 mm, in 200 mm increments
<b>Height</b>	426 mm
<b>Depth</b>	228 mm
<b>Tappings</b>	All tappings 1/2" standard (adapters available) Automatic air vent is located beneath the bench top
<b>Optional extras</b>	Electrical socket integrated in side panel
<b>Installation</b>	Floor mounted The valve must be fitted at the base of the radiator above the floor level
<b>Colour</b>	Powder coated in grey RAL 7022, gloss 70 Option: Painted in other colours. Please check out the Hudevad Radiator Design Colour Brochure online at <a href="http://www.hudevad.com">www.hudevad.com</a>
<b>Bench top</b>	Lacquered, oven-dried, solid beech in long blocks Bench top can also be supplied in oak at no additional charge. All bench tops are made with grade A building quality wood. 30 mm thickness

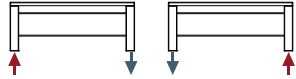
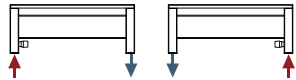
## Note

As wood is a natural material, there will be some natural variations in colour, dimensions and grain structure between bench tops and between the various wood types.

**Note** Thermostat, screws etc. are not included.

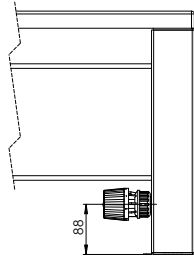
**HUDEVAD**  
RADIATOR DESIGN

# TAPPING OVERVIEW

Tapping code	Kit	Tapping type	Tapping possibilities
50	✓	E/F, no valve	
51	✓	E/F, with valve R/L	

# BUILT-IN VALVES

## BUILT-IN VALVE



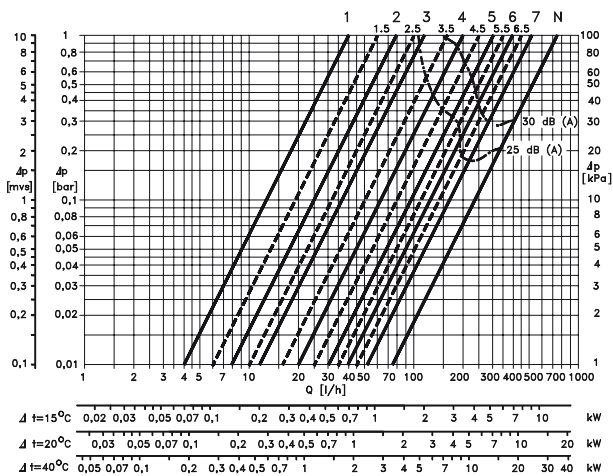
Drawing 5.1

**Application** For use where a thermostatic valve is to be integrated within the radiator.

**Built-in valve** Tapping codes 51 is fitted with a Danfoss RA-N valve.

Tapping code 51  
Valve with presetting

Type	Code no.	Description
RA-N 15	013G0014	Rp 1/2 - Straight



Drawing 5.2

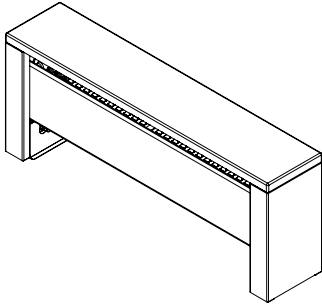
# OTHER OPTIONS

## OTHER CONNECTIONS

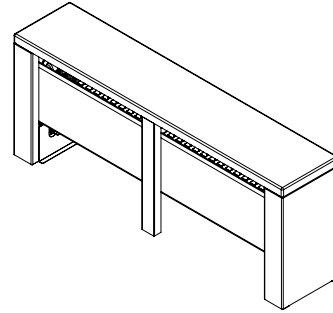
Sometimes a build or location requires something out of the ordinary, so if you need a connection not mentioned in our tapping overview, then please contact our sales office at [contact@hudevad.com](mailto:contact@hudevad.com) and we will do our utmost to assist you.

# ILLUSTRATION

3D view showing model up to length 1490 mm



3D view showing model with additional support feet at lengths above 1490 mm



Drawing 6.1

**No. of additional support feet**

0

1

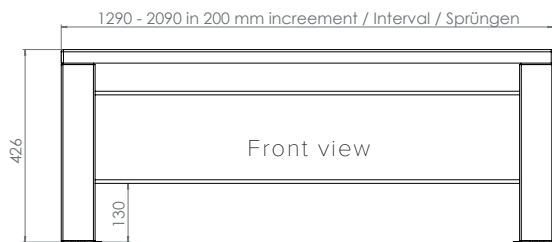
**Length, mm**

1290


1490 - 2090

# DIMENSIONS

**Height and length**

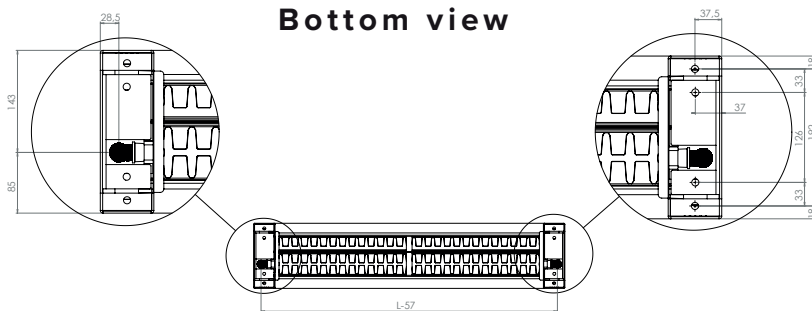


**Depth**



Drawing 6.2

**Bottom view**



**HUDEVAD**  
RADIATOR DESIGN

# OUTPUT

## TAPPINGCODE 50 AND 51

INTEGRAL BENCH	Output			Water content	Weight
	Height, mm	W/metre 75°/65°/20°	W/metre 70°/40°/20°	litres/ metre	kg/ metre
200	788	461	271	4.2	34

# MAINTENANCE

The bench top is made of oven-dried solid wood blocks glued together and coated with slow-curing varnish. As wood is a natural material, there will be some natural variations in colour, dimensions and grain structure between bench tops and between the various wood types.

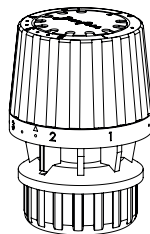
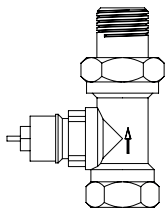
Light wood types such as beech will darken in time, becoming more uniform in colour. On the other hand, dark wood types such as mahogany may become slightly lighter. This is quite natural as wood is a living material.

Basically, the bench top requires no special care. Should it be necessary to clean the surface, never use cleaning agents which contain spirit/alcohol-based solvents, oil-based solvents or abrasive cleansers.

A weak detergent in warm water is recommended for everyday cleaning. After cleaning, dry the surface thoroughly with a dry cloth.

# ACCESSORIES

## DANFOSS ACCESSORIES



Drawing 71

Hudevad recommends use of Danfoss accessories when fitting the radiator. For further accessories please refer to the Hudevad Pricelist.

# AVAILABILITY MATRIX

## TAPPINGCODE 50 OG 51

Height 426 mm

Length	33
1290	•
1490	•
1690	•
1890	•
2090	•