

FIONIA VERTICAL



Datasheet

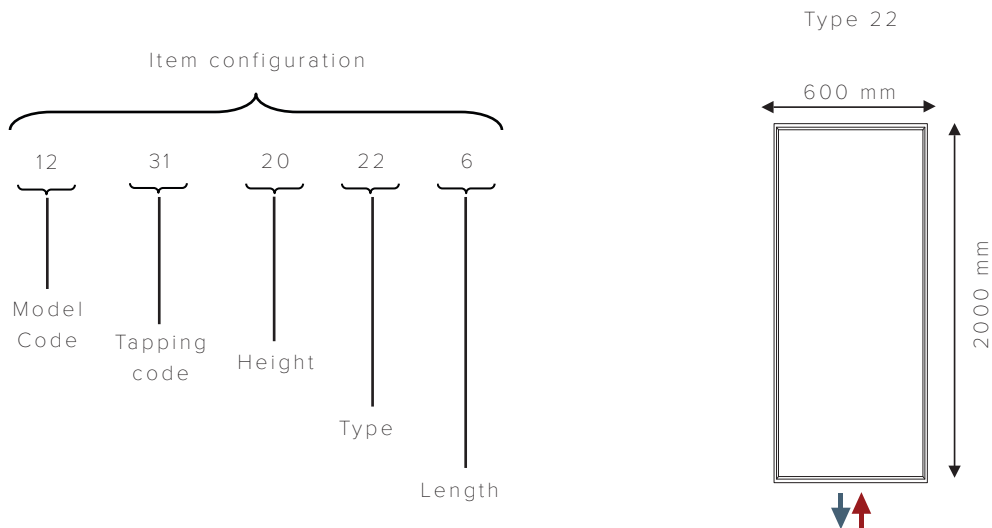
INDEX

Specification 2
 Description..... 3
 Tapping overview with measurements. 4
 Built-in valves.. 10
 Hidden tapings & placement of wall outlet/PEX socket location..... 11
 Other options..... 12
 Illustrations..... 13
 Dimensions..... 14
 Output..... 16
 Accessories 18
 Availability Matrix 18

SPECIFICATION

HOW TO SPECIFY AN ITEM

Item number example 123120226



Note

Thermostat sensor head is not included in the product - should be ordered separately.
 If no orientation is specified, products will be delivered as a RIGHT version.

Please also note that tapping code 35, 36, 37, 38, 39 and 40 are supplied as a kit that must be assembled on site.

DESCRIPTION

Hudevad Fionia Vertical is a beautifully simplistic design radiator. It has a high level of convected heat and is quick to adapt temperatures due to low water content. Hudevad Fionia Vertical has a smooth rebated front plate, optional integrated top grille and closed sides. It can be easily integrated into the interior of any room due to its clean and sleek design and is ideal for use in areas where space is limited.

Material	Radiator casing: 2.00 mm steel according to EN10051 Heating element: steel panel according to EN442
Test pressure	13 bar
Max. operating pressure	10 bar - in accordance with EN 442
Max. operating temperature	110°C
Warranty	10 years
Surface treatment	Pre-treatment by degreasing and steel phosphating. Powder coated in accordance with DIN 55900, EN 442. On the emitter the powder coating is preceded by primer coating.
Type	11, 21 and 22
Height	1620, 1820 and 2020 mm (Availability of heights varies depending of chosen tapping configuration and width)
Width	310, 410, 510, 610 & 710 mm
Depth	64, 79 and 102 mm
Connections	All connections 1/2" standard (adapters available)
Installation	Hudevad J brackets, air vent, blind plug, screws and rawl plugs are included.
Mounting straps	No mounting straps
Colour	Powder coated in white RAL 9016, gloss 70 Option: Painted in other colours. Please see the Hudevad Radiator Design Colour Brochure at www.hudevad.com
Options	Top grille in powder coated steel

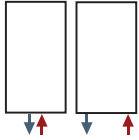
TAPPING OVERVIEW

Tapping code	Extended casing and kit	Tapping type	Tapping possibilities
31		Bottom tapings Flow right	
32		Bottom tapings Flow left	
33		Top tapings Flow right	
34		Top tapings Flow left	
35	✓	E/F valve right	
36	✓	E/F valve left	
37	✓	Hidden tapings No valve Flow right	
38	✓	Hidden tapings No valve Flow left	
39	✓	Hidden tapings With valve Flow right	
40	✓	Hidden tapings With valve Flow left	

TAPPING OVERVIEW

TAPPING CODE 31 - Bottom tapping, flow RIGHT

Drawing 5.1




View from the front

L1, mm	L2, mm	H1, mm	H2, mm
310	300		
410	400	1620, 1820	1600, 1800
510	500	and 2020 mm	and 2000 mm
610	600		
710	700		

Note

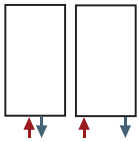
Type 11 is not possible in this tapping configuration



View from the back

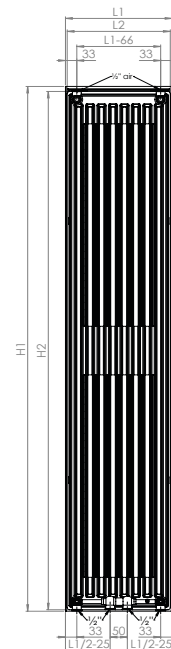
TAPPING CODE 32 - Bottom tapping, flow LEFT

Drawing 5.2



View from the front

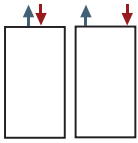
L1, mm	L2, mm	H1, mm	H2, mm
310	300		
410	400	1620, 1820	1600, 1800
510	500	and 2020 mm	and 2000 mm
610	600		
710	700		



View from the back

TAPPING CODE 33 - Top tapping, flow RIGHT

Drawing 6.1

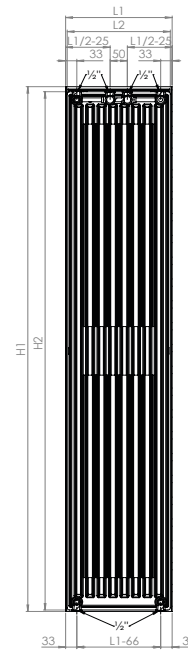


View from the front

L1, mm	L2, mm	H1, mm	H2, mm
310	300		
410	400	1620, 1820	1600, 1800
510	500	and 2020 mm	and 2000 mm
610	600		
710	700		

Note

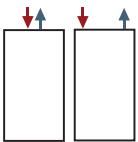
Type 11 is not possible in this tapping configuration



View from the back

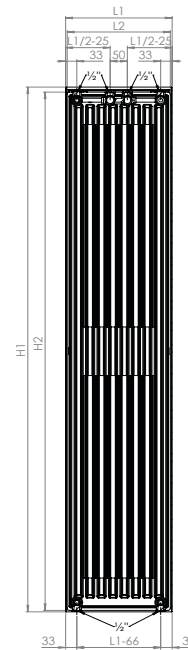
TAPPING CODE 34 - Top tapping, flow LEFT

Drawing 6.2



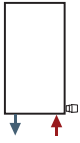
View from the front

L1, mm	L2, mm	H1, mm	H2, mm
310	300		
410	400	1620, 1820	1600, 1800
510	500	and 2020 mm	and 2000 mm
610	600		
710	700		



View from the back

TAPPING CODE 35 - EF, with valve, RIGHT



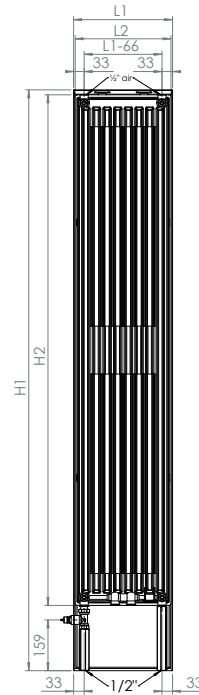
View from the front

L1, mm	L2, mm	H1, mm	H2, mm
310	300		
410	400	1820 and	1600 and
510	500	2020 mm	1800 mm
610	600		
710	700		

Note

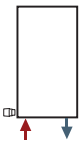
Type 11 is not possible in this tapping configuration

Drawing 7.1



View from the back

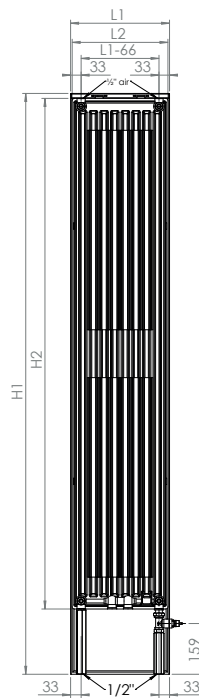
TAPPING CODE 36 - EF, with valve, LEFT



View from the front

L1, mm	L2, mm	H1, mm	H2, mm
310	300		
410	400	1820 and	1600 and
510	500	2020 mm	1800 mm
610	600		
710	700		

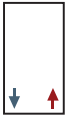
Drawing 7.2



View from the back

TAPPING CODE 37 - Hidden tapings, no valve, flow RIGHT

Drawing 8.1

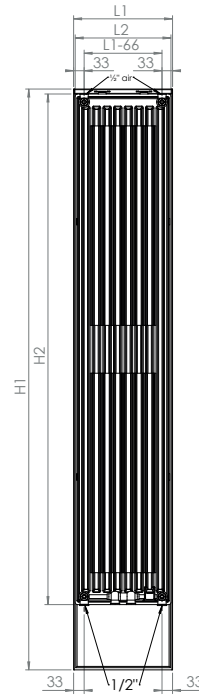


View from the front

L1, mm	L2, mm	H1, mm	H2, mm
310	300		
410	400	1820 and	1600 and
510	500	2020 mm	1800 mm
610	600		
710	700		

Note

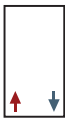
Type 11 is not possible in this tapping configuration



View from the back

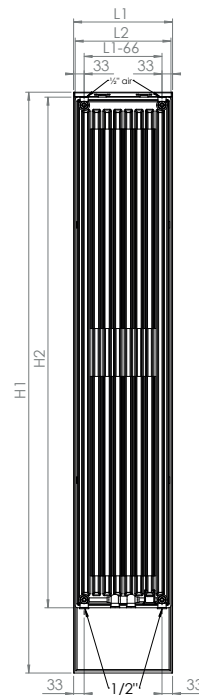
TAPPING CODE 38 - Hidden tapings, no valve, flow LEFT

Drawing 8.2



View from the front

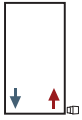
L1, mm	L2, mm	H1, mm	H2, mm
310	300		
410	400	1820 and	1600 and
510	500	2020 mm	1800 mm
610	600		
710	700		



View from the back

TAPPING CODE 39 - Hidden tapings, WITH valve, flow RIGHT

Drawing 9.1

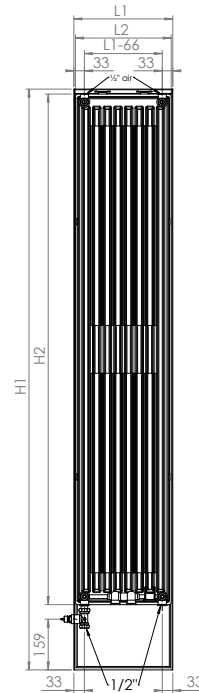


View from the front

L1, mm	L2, mm	H1, mm	H2, mm
310	300		
410	400	1820 and	1600 and
510	500	2020 mm	1800 mm
610	600		
710	700		

Note

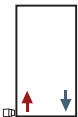
Type 11 is not possible in this tapping configuration



View from the back

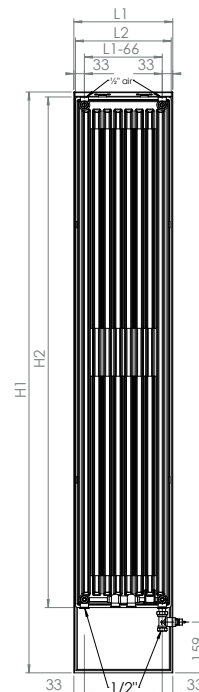
TAPPING CODE 40 - Hidden tapings, WITH valve, flow LEFT

Drawing 9.2



View from the front

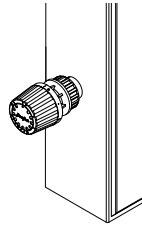
L1, mm	L2, mm	H1, mm	H2, mm
310	300		
410	400	1820 and	1600 and
510	500	2020 mm	1800 mm
610	600		
710	700		



View from the back

BUILT-IN VALVES

BUILT-IN VALVE



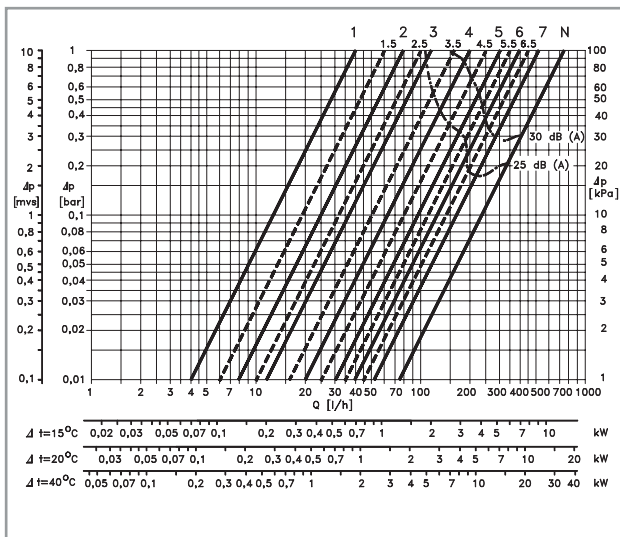
Drawing 10.1

Application For use where a thermostatic valve is to be integrated within the radiator to offer discreet pipework and ease of installation. The thermostatic sensor of the valve is passed through a hole in the side of the radiator.

Built-in valve Hudevad radiators with built-in valve is supplied with Danfoss RA-N valve. Tapping codes 35, 36, 39, and 40 are supplied with spindle extenders. Note: Spindle extenders to be dismantled for presetting.

Tapping code 35, 36, 39 and 40 Valve with presetting

Type	Code no.	Description
RA-N 15	013G0014	Rp 1/2 - Straight



Drawing 10.2

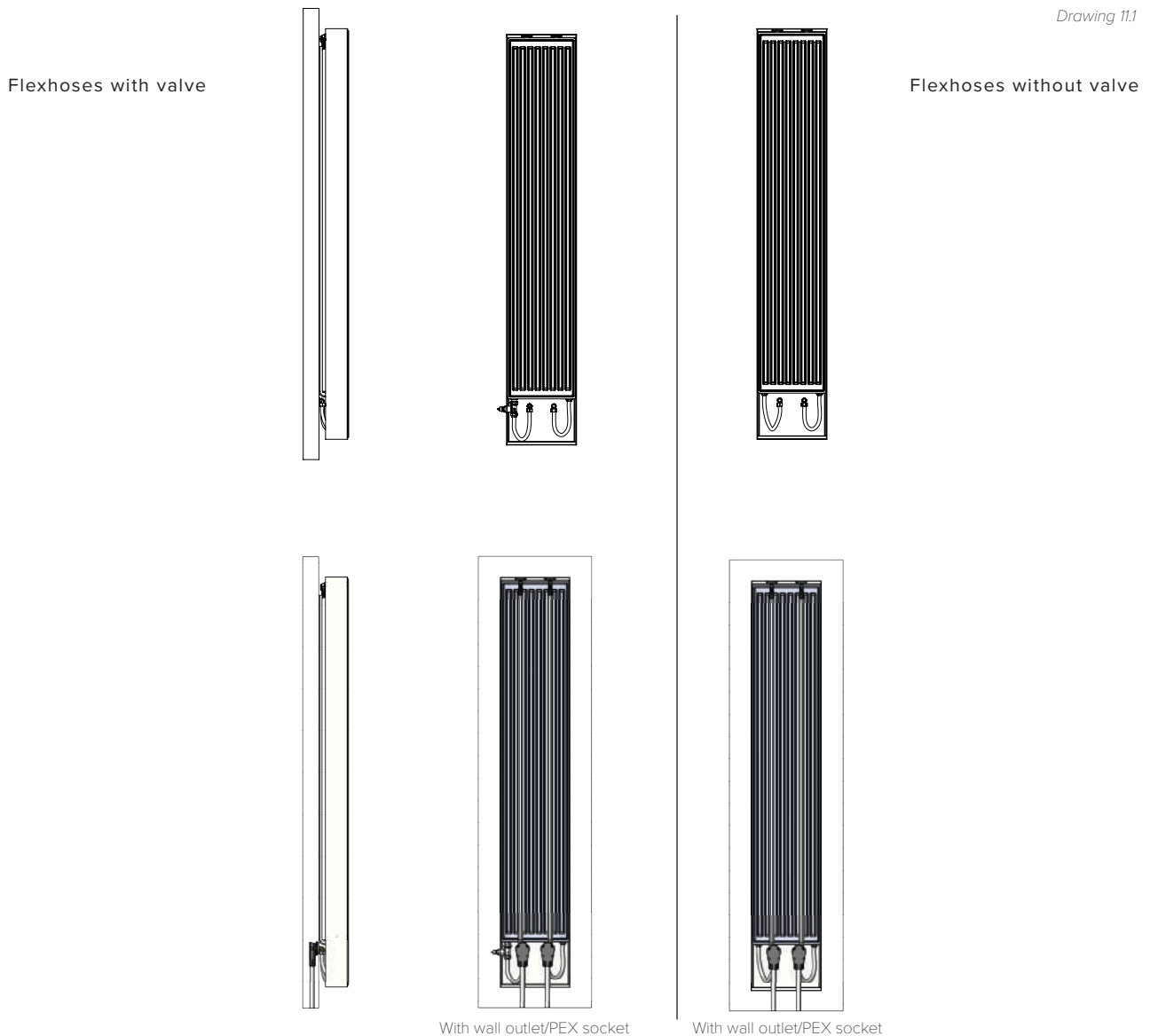
HIDDEN TAPPINGS

HIDDEN TAPPINGS

Description Hidden tappings embraces a simple, timeless design through a unique connection method that conceals all pipework. The radiators can be supplied for opposite end or same end connections. Flexhoses made of high density armored silicone are included from the factory. Extremely easy to clean due to the flat front, convector tubes and concealed pipework. The connections and the flex hoses are concealed behind the extended front plate. Only the air vent and the built-in valve are visible on the side of the radiator.

Installation The flex hoses (provided by Hudevad) are installed between the concealed radiator connections and the wall outlets/PEX sockets fitted by the installer. The radiator can then be mounted using the usual wall brackets. The hidden tapping radiator types are also available without valves, to facilitate central valve location in an installation room, etc.

ILLUSTRATION OF FLEXHOSE PLACEMENT



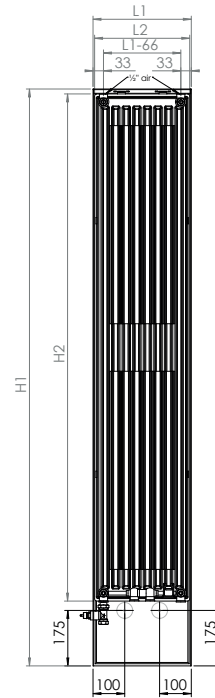
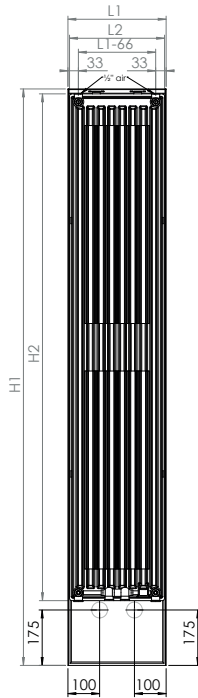
HIDDEN TAPPINGS

PLACEMENT OF WALL OUTLET/PEX SOCKET

Drawing 12.1

Tapping code 37 & 38 - Hidden tappings - no valve

Tapping code 39 & 40 - Hidden tappings, valve R/L



Note

The flow outlet should always be placed on the same side as the flow direction of the radiator.

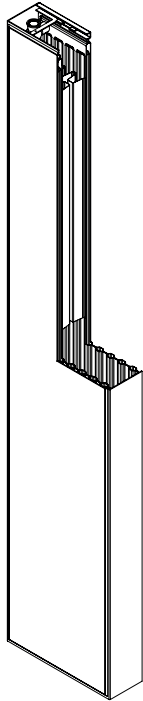
OTHER OPTIONS

OTHER CONNECTIONS

Sometimes a build or location requires something out of the ordinary, so if you need a connection not mentioned in our tapping overview, then please contact our sales office at contact@hudevad.com and we will do our utmost to assist you.

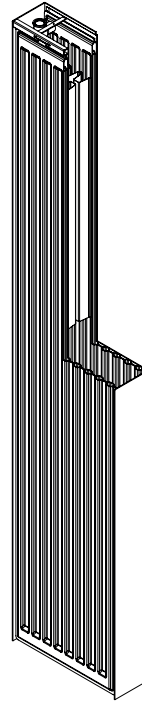
ILLUSTRATIONS

VIEW FROM THE FRONT




Drawing 13.1

VIEW FROM THE BACK



Drawing 13.2

WALL MOUNTED



Drawing 13.3

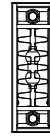
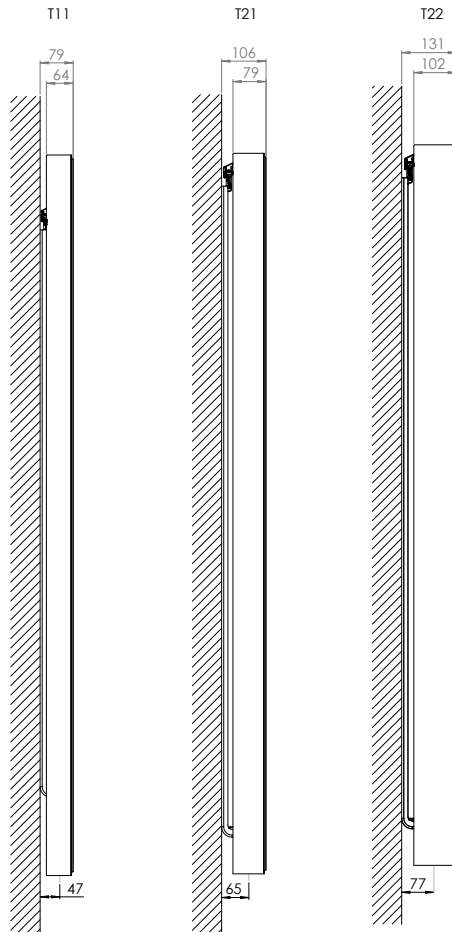
DIMENSIONS

ALL TAPPING GROUPS

All types are delivered without mounting straps.

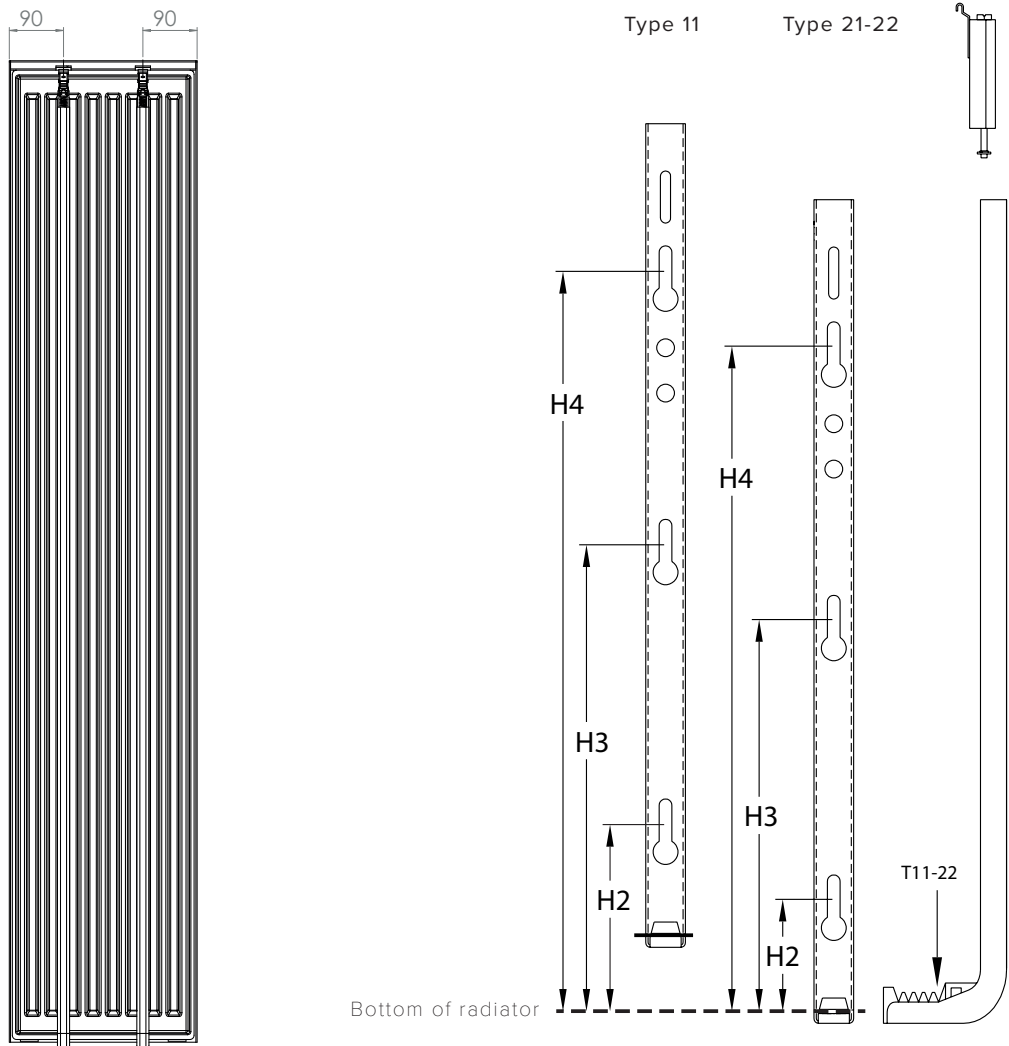
For type 11, metal adaptors that act as mounting straps must be mounted on the convector during installation.

Drawing 14.1



**LOCATION OF J BRACKETS
ALL TAPPINGS GROUPS AND TYPES**

Drawing 15.1



Height in mm	Type 11			Type 21-22		
	H2	H3	H4	H2	H3	H4
1600	160	730	1300	70	740	1410
1800	160	830	1500	70	840	1610
2000	160	930	1700	70	940	1810

OUTPUT

TAPPING GROUPS 31 - 34

FIONIA T11 VERTICAL

Height, mm	Output			Water content	Weight
	W/metre 75°/65°/20°	W/metre 70°/40°/20°	W/metre 60°/30°/20°	litres/ metre	kg/ metre
1600	1959	1230	792	7.2	70.2
1800	2133	1342	866	8.1	79.2
2000	2298	1446	936	9	88.2

FIONIA T21 VERTICAL

Height, mm	Output			Water content	Weight
	W/metre 75°/65°/20°	W/metre 70°/40°/20°	W/metre 60°/30°/20°	litres/ metre	kg/ metre
1600	2808	1762	1134	14.1	102.7
1800	3060	1922	1240	15.9	115.8
2000	3270	2056	1328	17.7	128.9

FIONIA T22 VERTICAL

Height, mm	Output			Water content	Weight
	W/metre 75°/65°/20°	W/metre 70°/40°/20°	W/metre 60°/30°/20°	litres/ metre	kg/ metre
1600	3420	2134	1368	14.1	112.3
1800	3690	2300	1472	15.9	124.5
2000	3960	2466	1578	17.7	136.4

OUTPUT

TAPPING GROUPS 35 - 40 (EXTENDED CASING)

FIONIA T11 VERTICAL

Height, mm	Output (emitter)			Water content	Weight
	W/metre 75°/65°/20°	W/metre 70°/40°/20°	W/metre 60°/30°/20°	litres/ metre	kg/ metre
1800	1959	1230	792	7.2	73
2000	2133	1342	866	8.1	82.4

FIONIA T21 VERTICAL

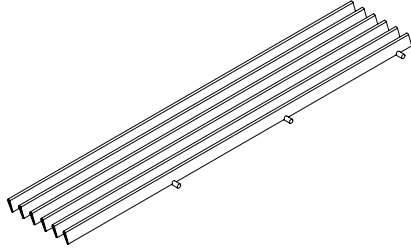
Height, mm	Output (emitter)			Water content	Weight
	W/metre 75°/65°/20°	W/metre 70°/40°/20°	W/metre 60°/30°/20°	litres/ metre	kg/ metre
1800	2808	1762	1134	102.7	107
2000	3060	1922	1240	115.8	120.6

FIONIA T22 VERTICAL

Height, mm	Output (emitter)			Water content	Weight
	W/metre 75°/65°/20°	W/metre 70°/40°/20°	W/metre 60°/30°/20°	litres/ metre	kg/ metre
1800	3420	2134	1368	14.1	117
2000	3690	2300	1472	15.9	129.8

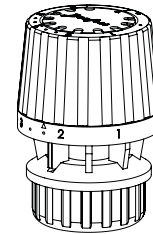
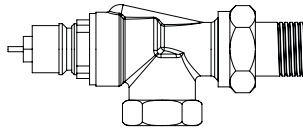
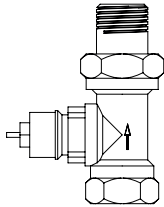
ACCESSORIES

TOP GRILLE



Drawing 18.1

DANFOSS ACCESSORIES



Drawing 18.2

Hudevad recommends use of Danfoss accessories when fitting the radiator. For further accessories please refer to the Hudevad Pricelist.

AVAILABILITY MATRIX

TAPPING CODE 31 - BOTTOM TAPPINGS, FLOW RIGHT

Lgth./Type	H1600 mm/ H1620 mm			H1800 mm/ H1820 mm			H2000 mm/ H2020 mm		
	11	21	22	11	21	22	11	21	22
300/355		●	●		●	●		●	●
400/455		●	●		●	●		●	●
500/555		●	●		●	●		●	●
600/655		●	●		●	●		●	●
700/755		●	●		●	●		●	●
900/910		●	●		●	●		●	●

TAPPING CODE 32 - BOTTOM TAPPINGS, FLOW LEFT

Lgth./Type	H1600 mm/ H1620 mm			H1800 mm/ H1820 mm			H2000 mm/ H2020 mm		
	11	21	22	11	21	22	11	21	22
300/355	●	●	●	●	●	●	●	●	●
400/455	●	●	●	●	●	●	●	●	●
500/555	●	●	●	●	●	●	●	●	●
600/655	●	●	●	●	●	●	●	●	●
700/755	●	●	●	●	●	●	●	●	●
900/910	●	●	●	●	●	●	●	●	●

HUDEVAD
RADIATOR DESIGN

TAPPING CODE 33 - TOP TAPPINGS, FLOW RIGHT

Lgth./Type	H1600 mm/ H1620 mm			H1800 mm/ H1820 mm			H2000 mm/ H2020 mm		
	11	21	22	11	21	22	11	21	22
300/355		●	●		●	●		●	●
400/455		●	●		●	●		●	●
500/555		●	●		●	●		●	●
600/655		●	●		●	●		●	●
700/755		●	●		●	●		●	●
900/910		●	●		●	●		●	●

TAPPING CODE 34 - TOP TAPPINGS, FLOW LEFT

Lgth./Type	H1600 mm/ H1620 mm			H1800 mm/ H1820 mm			H2000 mm/ H2020 mm		
	11	21	22	11	21	22	11	21	22
300/355	●	●	●	●	●	●	●	●	●
400/455	●	●	●	●	●	●	●	●	●
500/555	●	●	●	●	●	●	●	●	●
600/655	●	●	●	●	●	●	●	●	●
700/755	●	●	●	●	●	●	●	●	●
900/910	●	●	●	●	●	●	●	●	●

TAPPING CODE 35 - E/F, VALVE, RIGHT

Lgth./Type	H1600 mm/ H1620 mm			H1800 mm/ H1820 mm			H2000 mm/ H2020 mm		
	11	21	22	11	21	22	11	21	22
300/355					●	●		●	●
400/455					●	●		●	●
500/555					●	●		●	●
600/655					●	●		●	●
700/755					●	●		●	●
900/910					●	●		●	●

TAPPING CODE 36 - E/F, VALVE, LEFT

Lgth./Type	H1600 mm/ H1620 mm			H1800 mm/ H1820 mm			H2000 mm/ H2020 mm		
	11	21	22	11	21	22	11	21	22
300/355				●	●	●	●	●	●
400/455				●	●	●	●	●	●
500/555				●	●	●	●	●	●
600/655				●	●	●	●	●	●
700/755				●	●	●	●	●	●
900/910				●	●	●	●	●	●

TAPPING CODE 37 - HIDDEN TAPPINGS, NO VALVE, FLOW RIGHT

H1600 mm/
H1620 mm

H1800 mm/
H1820 mm

H2000 mm/
H2020 mm

Lgth./Type	11	21	22	11	21	22	11	21	22
300/355					●	●		●	●
400/455					●	●		●	●
500/555					●	●		●	●
600/655					●	●		●	●
700/755					●	●		●	●
900/910					●	●		●	●

TAPPING CODE 38 - HIDDEN TAPPINGS, NO VALVE, FLOW LEFT

H1600 mm/
H1620 mm

H1800 mm/
H1820 mm

H2000 mm/
H2020 mm

Lgth./Type	11	21	22	11	21	22	11	21	22
300/355				●	●	●	●	●	●
400/455				●	●	●	●	●	●
500/555				●	●	●	●	●	●
600/655				●	●	●	●	●	●
700/755				●	●	●	●	●	●
900/910				●	●	●	●	●	●

TAPPING CODE 39 - HIDDEN TAPPINGS, WITH VALVE, FLOW RIGHT

H1600 mm/
H1620 mm

H1800 mm/
H1820 mm

H2000 mm/
H2020 mm

Lgth./Type	11	21	22	11	21	22	11	21	22
300/355					●	●		●	●
400/455					●	●		●	●
500/555					●	●		●	●
600/655					●	●		●	●
700/755					●	●		●	●
900/910					●	●		●	●

TAPPING CODE 40 - HIDDEN TAPPINGS, WITH VALVE, FLOW LEFT

H1600 mm/
H1620 mm

H1800 mm/
H1820 mm

H2000 mm/
H2020 mm

Lgth./Type	11	21	22	11	21	22	11	21	22
300/355				●	●	●	●	●	●
400/455				●	●	●	●	●	●
500/555				●	●	●	●	●	●
600/655				●	●	●	●	●	●
700/755				●	●	●	●	●	●
900/910				●	●	●	●	●	●