

FIONIA HORIZONTAL



Datasheet

INDEX

Specification 2

Description 3

Tapping overview with measurements 4

Built-in valves 8

Hidden tapplings & Placement of wall outlet/PEX socket location..... 9

Other options..... 10

Forced water..... 11

Illustrations..... 12

Dimensions..... 13

Output..... 16

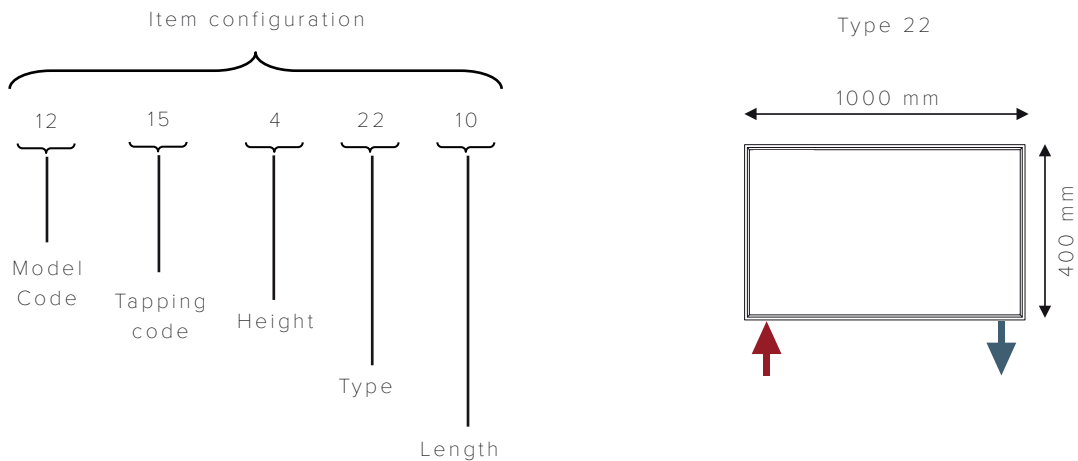
Accessories 18

Availability Matrix 19

SPECIFICATION

HOW TO SPECIFY AN ITEM

Item number example 121542210



Note

Thermostat sensor head is not included in the product - should be ordered separately.
 If no orientation is specified, products will be delivered as a RIGHT version.

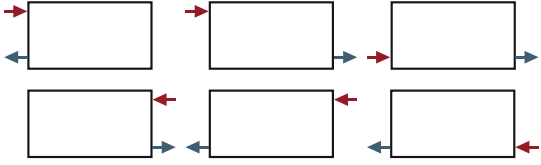



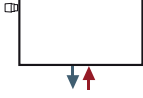
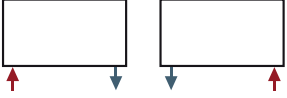

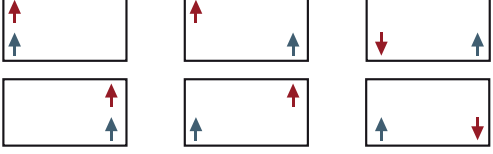
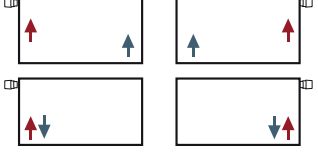
Please also note that tapping code 15, 16, 17 and 18 are supplied as a kit that must be assembled on site.

DESCRIPTION

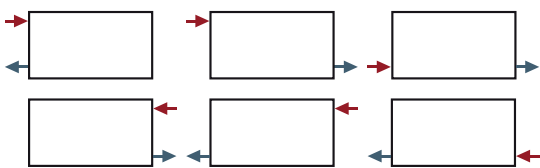
Hudevad Fionia is a beautifully simplistic design radiator. It has a high level of convected heat and is quick to adapt temperatures due to low water content. Hudevad Fionia has a smooth rebated front plate, integrated detachable top grille and closed sides. It can be easily integrated into the interior of any room due to its clean and sleek design.

Material	Radiator casing: 2.00 mm steel according to EN10051 Heating element: steel panel according to EN442 Top grille: Powder coated steel
Test pressure	13 bar
Max. operating pressure	10 bar - in accordance with EN 442
Max. operating temperature	110°C
Warranty	10 years
Surface treatment	Pre-treatment by degreasing and steel phosphating. Powder coated in accordance with DIN 55900, EN 442. On the emitter the powder coating is preceded by primer coating.
Type	11, 22 and 33 (Selected types not available in all tapping configurations)
Height	320, 420, 520, 620, 720 & 920 mm For height 200 mm, please see Fionia Lowline
Length	410 to 2020 mm. (Availability of lengths varies depending of chosen tapping configuration and height)
Depth	Type 11: 62 mm, Type 22: 102 mm and Type 33: 160 mm
Connections	All tappings 1/2" standard (adapters available) Tapping Codes 13 and 14 are Euroconus connections and may require adaptors in the UK. Please contact Hudevad for further information.
Installation	Hudevad wall mounted brackets, air vent, blind plug, screws and rawl plugs are included. Feet for floor mounting and other custom brackets to be ordered separately.
Mounting straps	2 pcs. mounting straps up to 1700 mm and 3 pcs. from 1800 mm
Colour	Powder coated in white RAL 9016, gloss 70 Option: Painted in other colours. Please see the Hudevad Radiator Design Colour Brochure at www.hudevad.com
Options	Anti tamper bracket and feet. For further options contact your local Hudevad sales agent.

TAPPING OVERVIEW

Tapping code	Extended casing and kit	Tapping type	Tapping possibilities
10		ABCD (4 tap)	
11		FF built-in valve (6 tap right)	
12		EE built-in valve (6 tap left)	
13		Center tap R (8 tap right)	
14		Center tap L (8 tap left)	
15	✓	E/F, no valve	
16	✓	E/F, with valve R/L	
17	✓	Hidden tappings, no valve	
18	✓	Hidden tappings, with valve R/L	

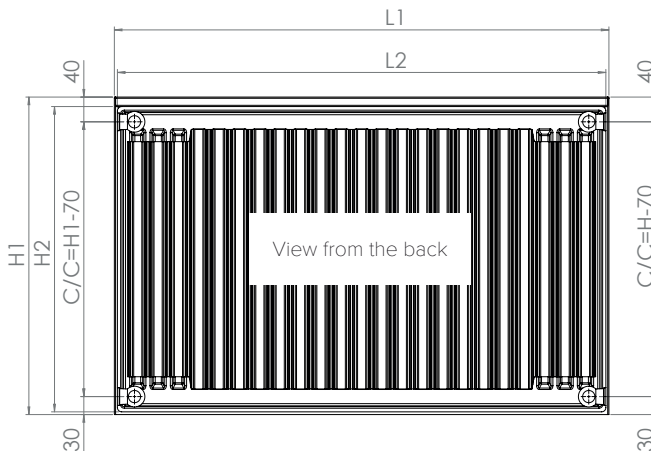
TAPPING CODE 10 - Tapping possibilities ABCD



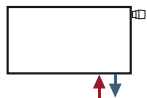
Drawing 5.1

View from the front

H1, mm	H2, mm	L1, mm	L2, mm
320	300		
420	400	410-2010 mm	400-2000 mm
520	500	in	in
620	600	100 mm	100 mm
720	700	increments	increments
920	900		



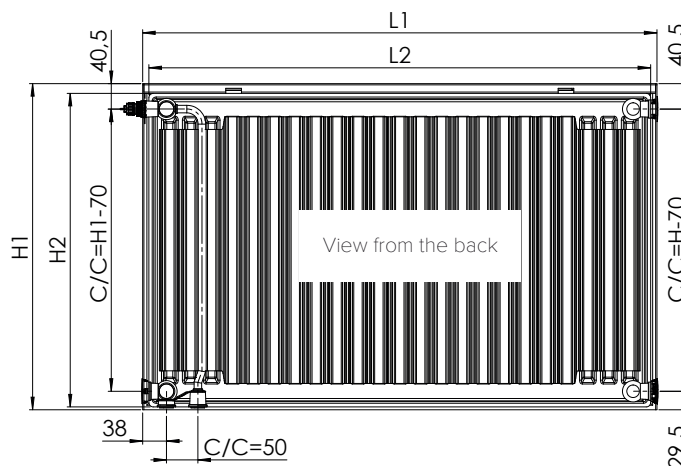
TAPPING CODE 11 - Tapping possibilities - FF built-in valve RIGHT



Drawing 5.2

View from the front

H1, mm	H2, mm	L1, mm	L2, mm
320	300		
420	400	420-2020 mm	400-2000 mm
520	500	in	in
620	600	100 mm	100 mm
720	700	increments	increments
920	900		



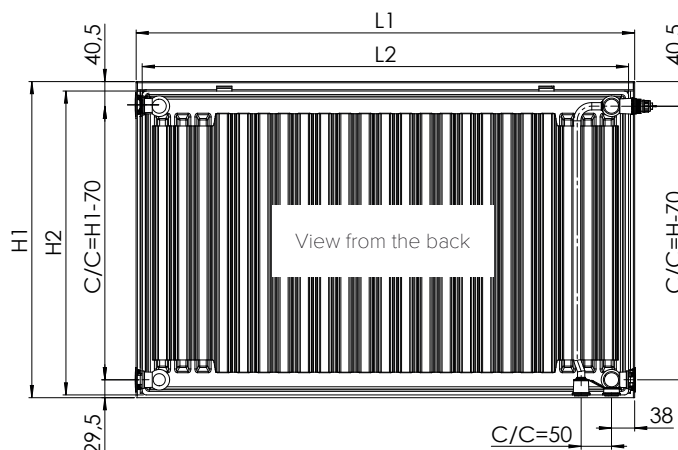
TAPPING CODE 12 - Tapping possibilities - EE built-in valve LEFT



Drawing 5.3

View from the front

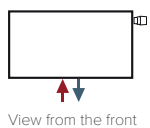
H1, mm	H2, mm	L1, mm	L2, mm
320	300		
420	400	420-2020 mm	400-2000 mm
520	500	in	in
620	600	100 mm	100 mm
720	700	increments	increments
920	900		



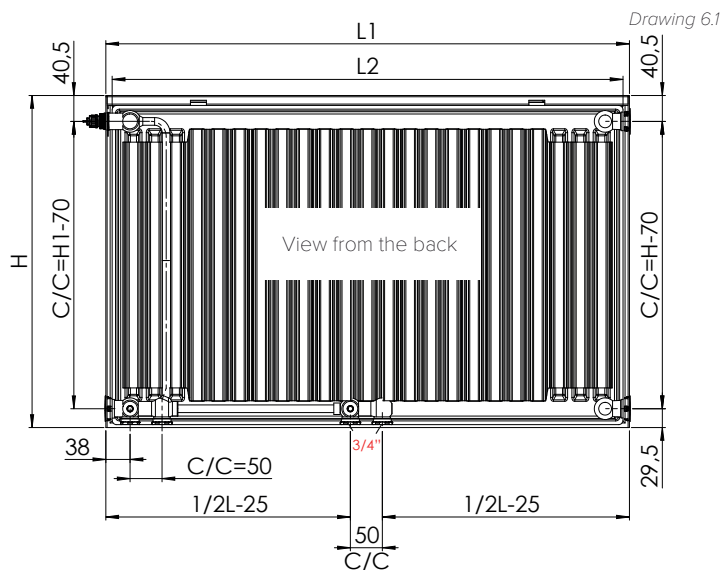
Note

Type 11 and 33 is not possible as a left version

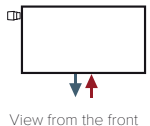
TAPPING CODE 13 - Tapping possibilities center tap RIGHT



H1, mm	H2, mm	L1, mm	L2, mm
320	300		
420	400	420-2020 mm	400-2000 mm
520	500	in	in
620	600	100 mm	100 mm
720	700	increments	increments
920	900		

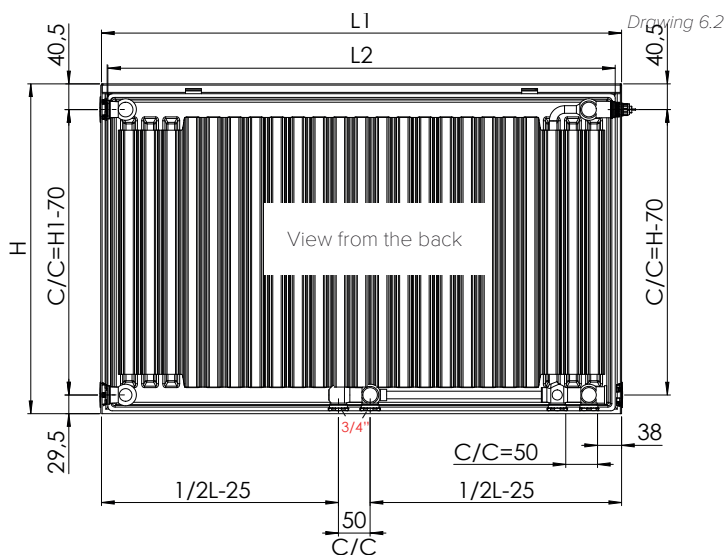


TAPPING CODE 14 - Tapping possibilities center tap LEFT

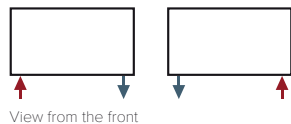


H1, mm	H2, mm	L1, mm	L2, mm
320	300		
420	400	420-2020 mm	400-2000 mm
520	500	in	in
620	600	100 mm	100 mm
720	700	increments	increments
920	900		

Note
Type 11 and 33 is not possible as a left version

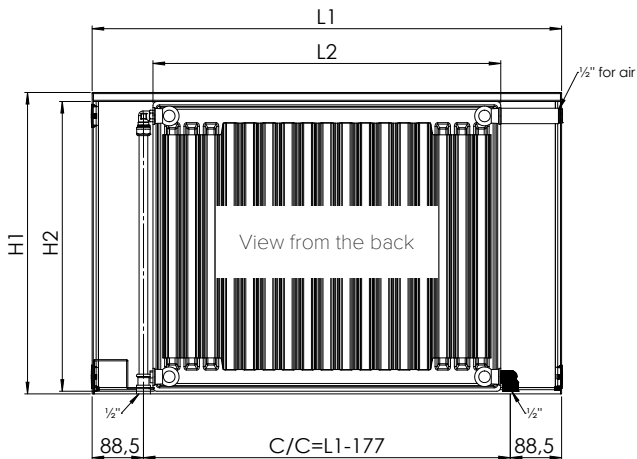


TAPPING CODE 15 - Tapping possibilities E/F, no valve

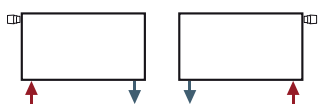


H1, mm	H2, mm	L1, mm	L2, mm
320	300		
420	400	610-2010 mm	400-1800 mm
520	500	in	in
620	600	100 mm	100 mm
720	700	increments	increments
920	900		

Tapping Code 15 is made using an extended casing (200 mm), offering concealed pipework with standard EU measurements



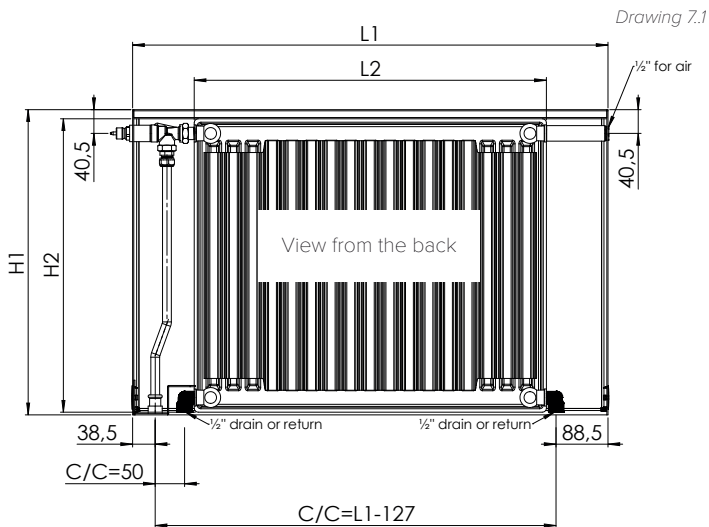
TAPPING CODE 16 - Tapping possibilities E/F, with valve R/L



View from the front

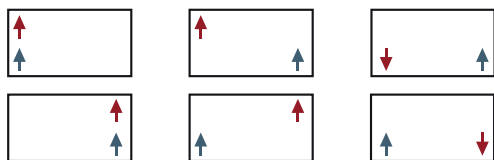
H1, mm	H2, mm	L1, mm	L2, mm
320	300		
420	400	610-2010 mm	400-1800 mm
520	500	in	in
620	600	100 mm	100 mm
720	700	increments	increments
920	900		

Tapping Code 16 is made using an extended casing (200 mm), offering concealed pipework with standard EU measurements



Drawing 7.1

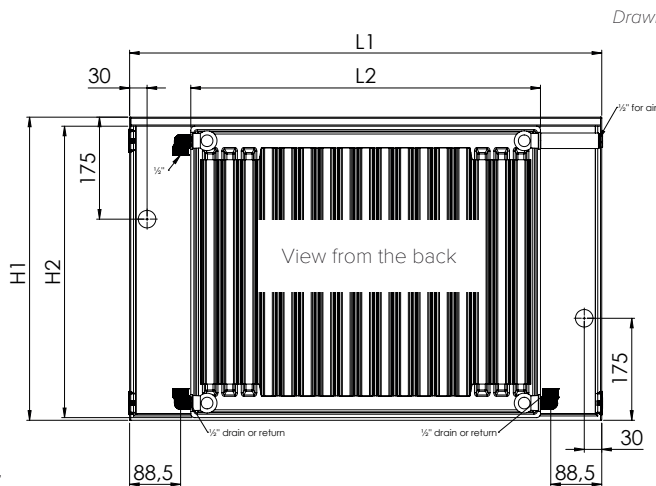
TAPPING CODE 17 - Tapping possibilities Hidden tapping, no valve



View from the front

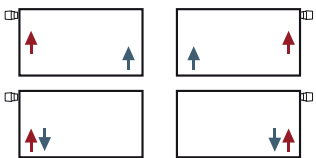
H1, mm	H2, mm	L1, mm	L2, mm
320	300		
420	400	610-2010 mm	400-1800 mm
520	500	in	in
620	600	100 mm	100 mm
720	700	increments	increments
920	900		

Tapping Code 17 is made using an extended casing (200 mm), offering concealed pipework with standard EU measurements



Drawing 7.2

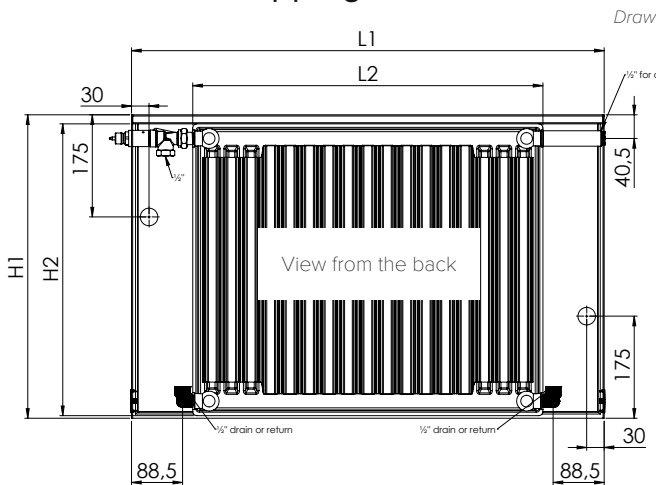
TAPPING CODE 18 - Tapping possibilities Hidden tapping, with valve R/L



View from the front

H1, mm	H2, mm	L1, mm	L2, mm
320	300		
420	400	610-2010 mm	400-1800 mm
520	500	in	in
620	600	100 mm	100 mm
720	700	increments	increments
920	900		

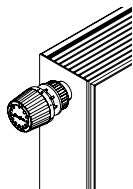
Tapping Code 18 is made using an extended casing (200 mm), offering concealed pipework with standard EU measurements



Drawing 7.3

BUILT-IN VALVES

BUILT-IN VALVE



Drawing 8.1

Application For use where a thermostatic valve is to be integrated within the radiator to offer discreet pipework and ease of installation. The thermostatic sensor of the valve is passed through a hole in the side of the radiator.

Built-in valve Hudevad radiators with built-in valve is supplied with Danfoss RA-N valve. Tapping codes 16 and 18 are supplied with spindle extenders. Note: Spindle extenders to be dismantled for presetting.

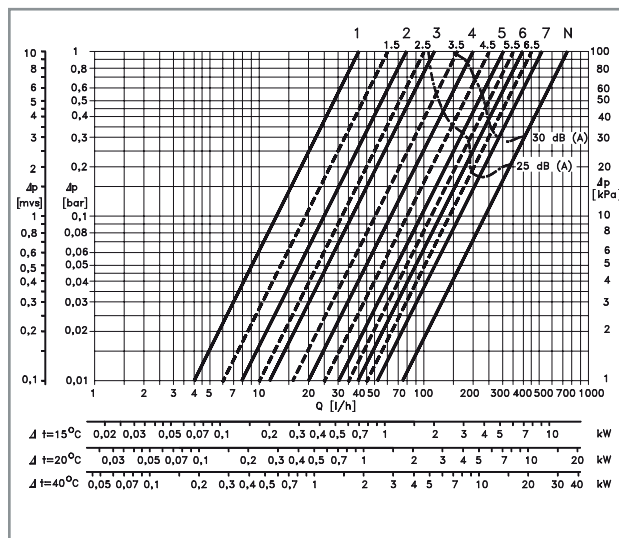
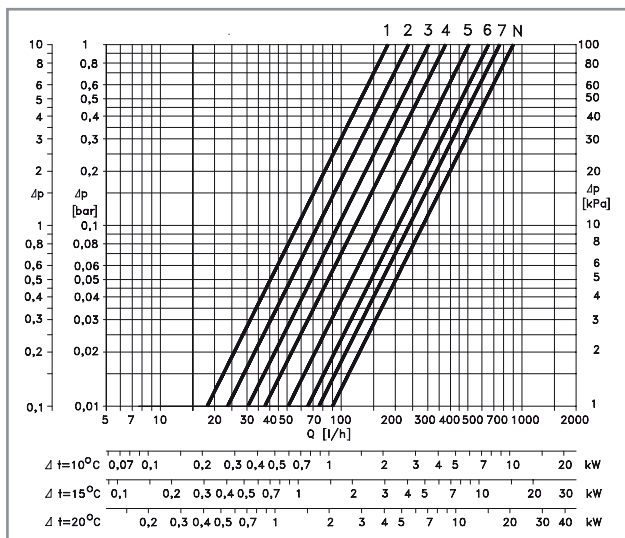
Drawing 8.2

Tapping code 11, 12, 13 and 14 Built-in valve

Type	Code no.
RA-N	013G1382

Tapping code 16 and 18 Valve with presetting

Type	Code no.	Description
RA-N 15 UK	013G0153	Rp 1/2 - Horizontal angle



HIDDEN TAPPINGS

Description

Hidden tappings embraces a simple, timeless design through a unique connection method that conceals all pipework. The radiators can be supplied for opposite end or same end connections. Flexhoses made of high density armored silicone are included from the factory. Extremely easy to clean due to the flat front and concealed pipework. The connections and the flex hoses are concealed behind the extended front plate. Only the air vent and the built-in valve are visible on the side of the radiator.

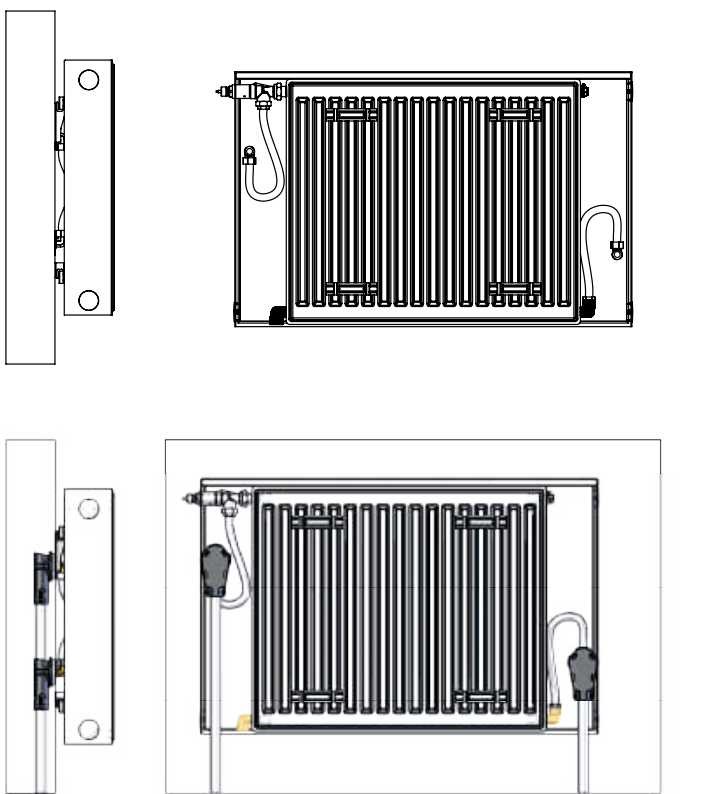
Installation

The flex hoses (provided by Hudevad) are installed between the concealed radiator connections and the wall outlets/PEX sockets fitted by the installer. The radiator can then be mounted using the usual wall brackets.

ILLUSTRATION OF FLEXHOSE PLACEMENT

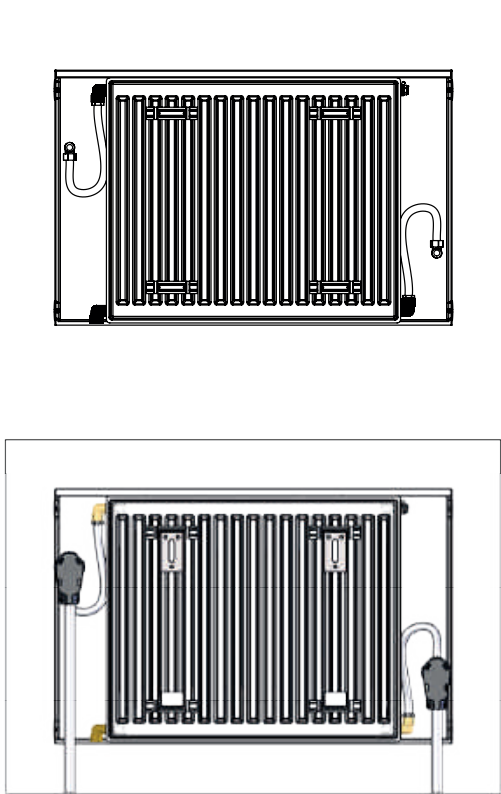
Drawing 91

Flexhoses with valve



With wall outlet/PEX socket

Flexhoses without valve



With wall outlet/PEX socket

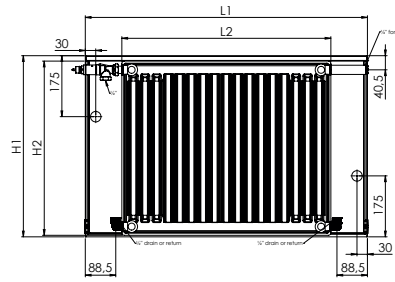
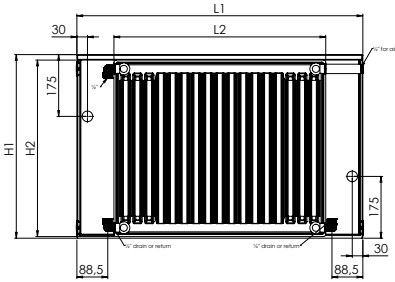
HIDDEN TAPPINGS

PLACEMENT OF WALL OUTLET/PEX SOCKET

Drawing 10.1

Tapping code 17 - Hidden tapping - no valve

Tapping code 18 - Hidden tapping, valve R/L



Note

Position of pipe outlets / PEX outlets: The flow pipe outlet / PEX socket should be placed closest to the desired flow tapping. Top left or right side is recommended. Likewise, the return pipe outlet / PEX socket should be placed closest to the desired return tapping. Bottom left or right side is recommended. The recommended placements are shown in drawing 9.1

For same side connection, the pipe or PEX outlets are placed on the same side, using the measurements from drawing 9.1.

OTHER OPTIONS

OTHER CONNECTIONS

Sometimes a build or location requires something out of the ordinary, so if you need a connection not mentioned in our tapping overview, then please contact our sales office at contact@hudevad.com and we will do our utmost to assist you.

FORCED WATER

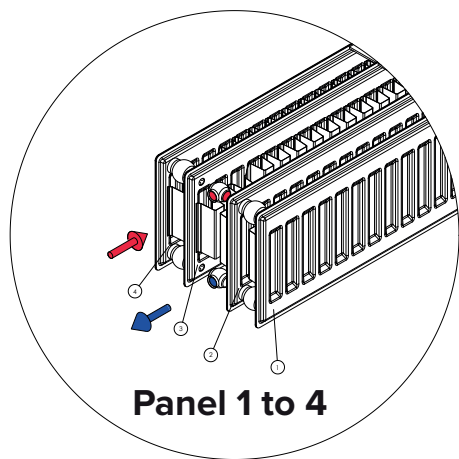
SERIAL CONNECTION

Hudevad Fionia can be installed in serial connection using forced water. At the factory, rubber plugs are installed inside the radiator that directs the water in the right direction, so that the hot water is led out into the front panels and returns in the rear panels. Hudevad's serial connection can be used on all radiators or convectors with 4 connections (ABCD), but NOT on valve radiators. The system can be used on all radiators or convectors with 2 panels or more.

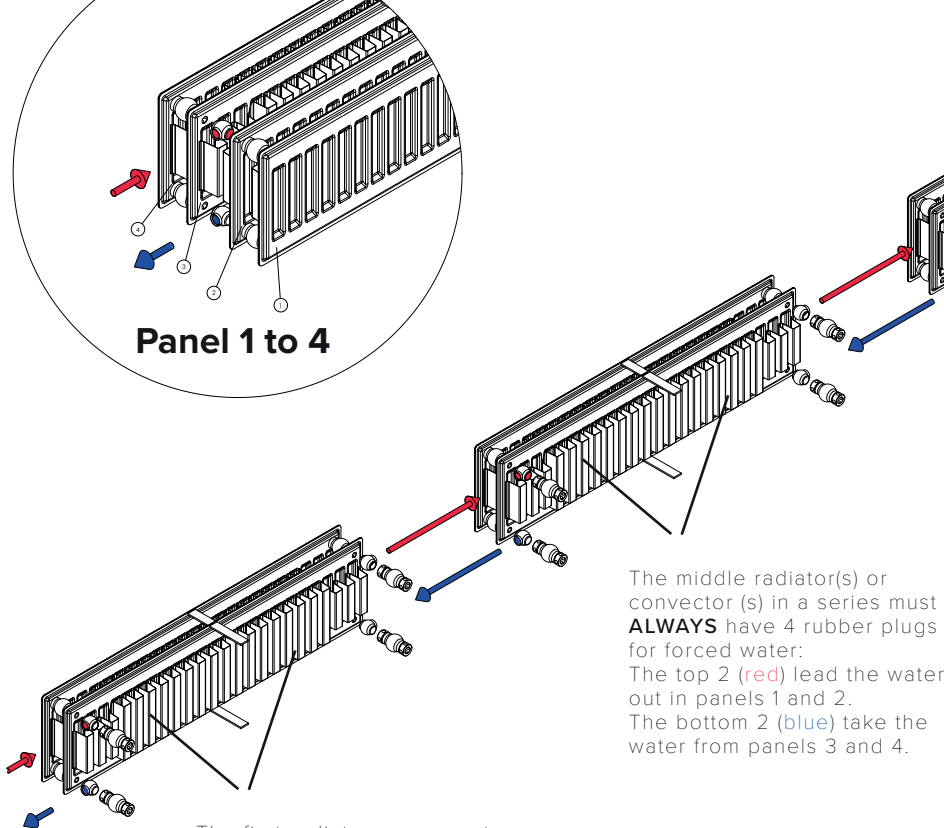


Drawing 71

HOW IT WORKS



The last radiator or convector in a series must not have forced water in the rear connectors, as the water turns here.



The last radiator or convector in a series must **ALWAYS** have 2 rubber plugs for forced water:

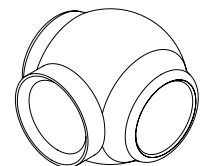
The upper (red) leads the water out in panels 1 and 2.
The lower (blue) takes the water from panels 3 and 4..

The middle radiator(s) or convector (s) in a series must **ALWAYS** have 4 rubber plugs for forced water:

The top 2 (red) lead the water out in panels 1 and 2.
The bottom 2 (blue) take the water from panels 3 and 4.

The first radiator or convector in a series must **ALWAYS** have 4 rubber plugs for forced water:

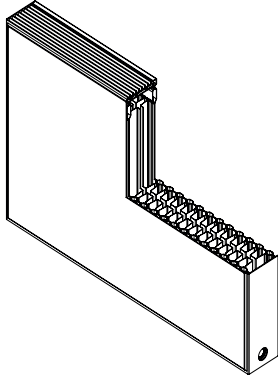
The top 2 (red) lead the water out in panels 1 and 2.
The bottom 2 (blue) take the water from panels 3 and 4.



61610035 1 pc.
61610037 Mounting, 2 pcs./radiator
61610038 Mounting, 4 pcs./radiator


ILLUSTRATIONS

VIEW FROM THE FRONT



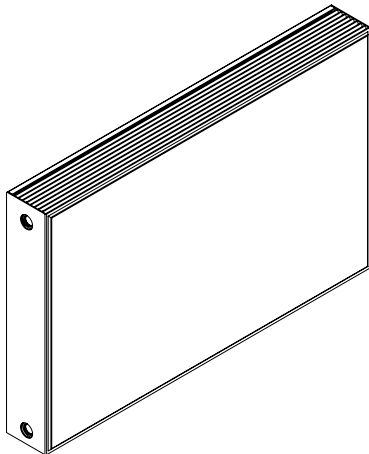
Drawing 11.1

VIEW FROM THE BACK



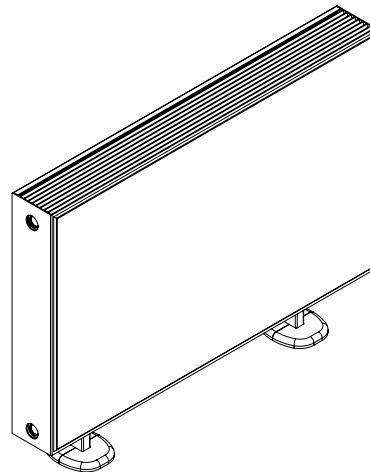
Drawing 11.2

WALL MOUNTED



Drawing 11.3

FLOOR MOUNTED (OPTIONAL)



Drawing 11.4

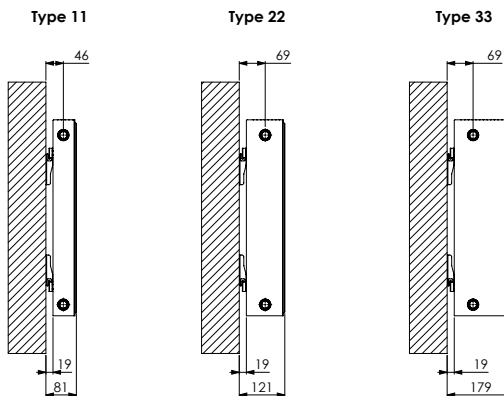
DIMENSIONS

TAPPING CODES WITH MOUNTING STRAPS

Drawing 12.1

- 10
- 15
- 16
- 17
- 18

Are all delivered with Hudevad standard brackets



TAPPING CODES WITH AND WITHOUT MOUNTING STRAPS

Drawing 12.2

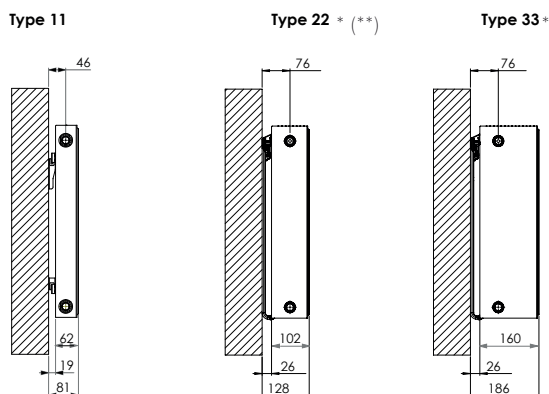
- 11
- 12
- 13
- 14

Type 11 is delivered with mounting straps. All others will be delivered with J brackets.

Wall distance for center tapping (tapping code 13 and 14)

*Right-hand version = 65 mm

** Left-hand version = 85 mm (Type 22 only)

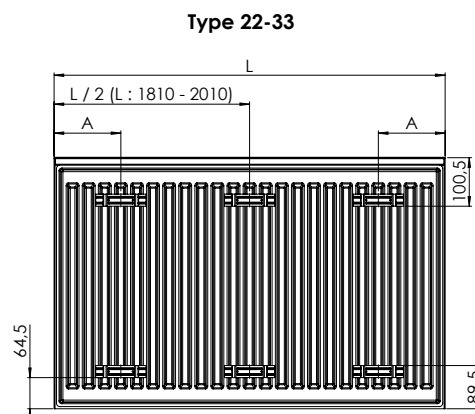
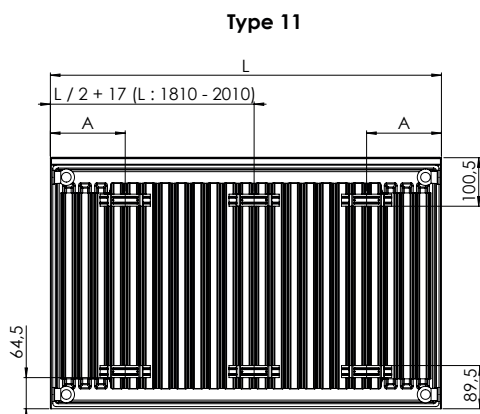


LOCATION OF MOUNTING STRAPS TAPPING CODE 10

Drawing 12.3

L	A
410	122
510-2010	155

L	A
410-2010	138

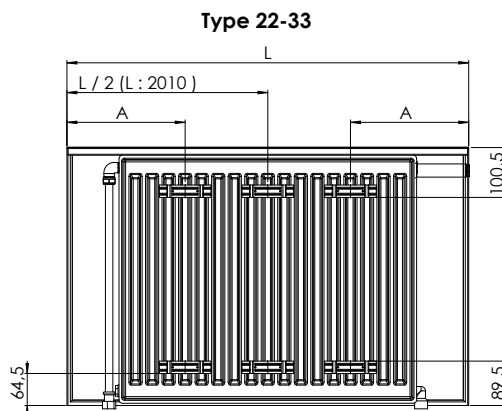
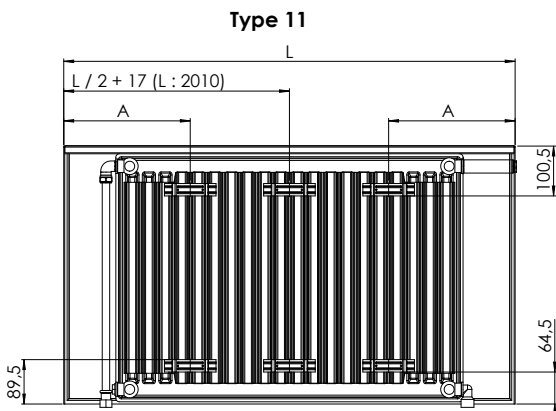


**LOCATION OF MOUNTING STRAPS
TAPPING CODE 15, 16, 17 AND 18**

L	A
610	222
710-2010	255

L	A
610-2010	238

Drawing 13.1

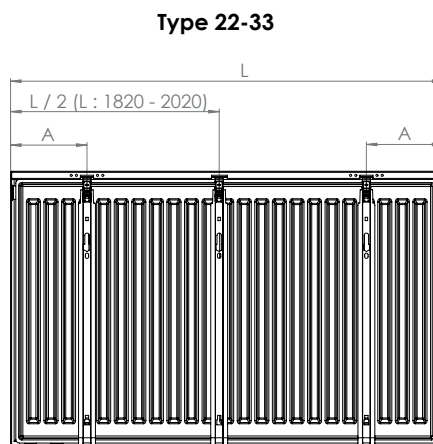
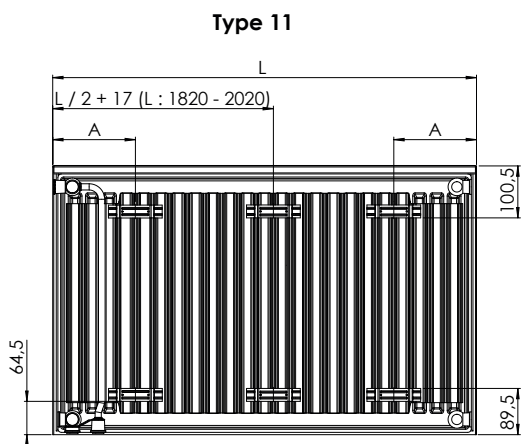


**LOCATION OF MOUNTING STRAPS / J-BRACKET
TAPPING CODE 11, 12, 13 AND 14**

L	A
420	127
520-2020	160

L	A
420-2020	145

Drawing 13.2



FLOOR MOUNTED

Drawing 14.1

Adjustable Panel Radiator feet with cover

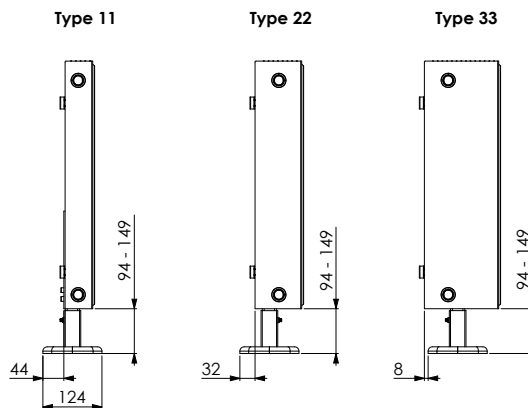
Suitable for heights 300, 400, 500 and 600 mm.

2 pcs. for length 400 – 1800 mm.
3 pcs. for length 1900 – 2000 mm.

Feet must be ordered separately.

Note:

Panel Radiator Feet can't be mounted on center tap radiators (tapping codes 13 and 14)



FLOOR MOUNTED

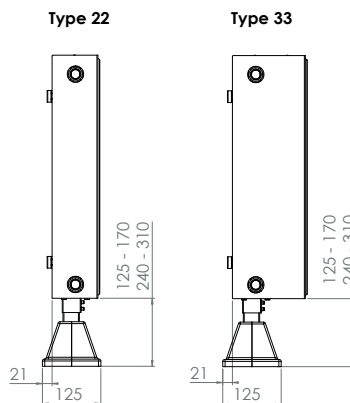
Drawing 14.2

Mounting feet with cover

Suitable for all heights.

2 pcs. for length 400 – 1800 mm.
3 pcs. for length 1900 – 2000 mm.

Feet must be ordered separately.



OUTPUT

TAPPING CODE 10 - 14

FIONIA T11

Height, mm	Output			Water content	Weight
	W/metre 75°/65°/20°	W/metre 70°/40°/20°	W/metre 60°/30°/20°	litres/ metre	kg/ metre
300	470	300	196	1.81	14.0
400	614	390	254	2.30	18.7
500	746	473	308	2.77	23.3
600	870	552	359	3.23	28.0
700	987	626	407	3.70	32.7
900	1200	761	495	4.50	42.0

FIONIA T22

Height, mm	Output			Water content	Weight
	W/metre 75°/65°/20°	W/metre 70°/40°/20°	W/metre 60°/30°/20°	litres/ metre	kg/ metre
300	898	565	365	3.10	21.2
400	1153	724	467	4.13	28.3
500	1388	870	560	5.17	35.4
600	1601	1002	644	6.20	42.5
700	1796	1123	721	7.03	49.6
900	2132	1329	851	8.70	63.7

FIONIA T33

Height, mm	Output			Water content	Weight
	W/metre 75°/65°/20°	W/metre 70°/40°/20°	W/metre 60°/30°/20°	litres/ metre	kg/ metre
300	1287	809	522	5.40	30.2
400	1649	1034	666	6.63	40.2
500	1979	1238	795	7.87	50.3
600	2280	1423	912	9.10	60.3
700	2553	1591	1019	10.63	70.4
900	3022	1879	1200	13.70	90.5

OUTPUT

TAPPING CODE 15 - 18 (EXTENDED CASING)

Note

Data is based on the emitter length, NOT total length.
Total length = emitter length + 200 mm

FIONIA T11

Height, mm	Output (emitter)			Water content	Weight
	W/metre 75°/65°/20°	W/metre 70°/40°/20°	W/metre 60°/30°/20°	litres/ metre	kg/ metre
300	470	300	196	1.81	16.0
400	614	390	254	2.30	21.4
500	746	473	308	2.77	26.7
600	870	552	359	3.23	32.0
700	987	626	407	3.70	37.4
900	1200	761	495	4.50	48.0

FIONIA T22

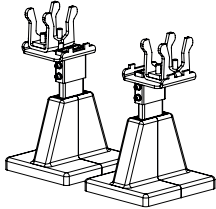
Height, mm	Output (emitter)			Water content	Weight
	W/metre 75°/65°/20°	W/metre 70°/40°/20°	W/metre 60°/30°/20°	litres/ metre	kg/ metre
300	898	565	365	3.10	23.3
400	1153	724	467	4.13	31.1
500	1388	870	560	5.17	38.9
600	1601	1002	644	6.20	46.7
700	1796	1123	721	7.03	54.5
900	2132	1329	851	8.70	70.0

FIONIA T33

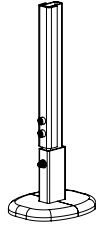
Height, mm	Output (emitter)			Water content	Weight
	W/metre 75°/65°/20°	W/metre 70°/40°/20°	W/metre 60°/30°/20°	litres/ metre	kg/ metre
300	1287	809	522	5.40	32.6
400	1649	1034	666	6.63	43.4
500	1979	1238	795	7.87	54.3
600	2280	1423	912	9.10	65.1
700	2553	1591	1019	10.63	76.0
900	3022	1879	1200	13.70	97.7

ACCESSORIES

FEET



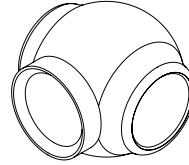
T1650 - T1651 Mounting feet



30204330 Panel radiator feet,

FORCED WATER

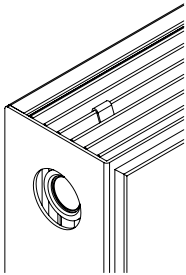
Drawing 171



61610035 1 pc.
61610037 Mounting, 2 pcs./radiator
61610038 Mounting, 4 pcs./radiator

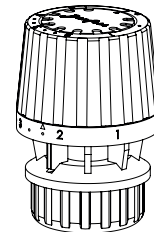
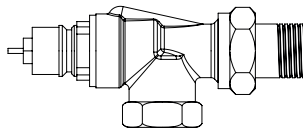
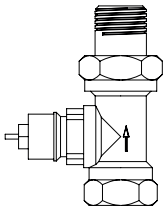
ANTI TAMPER BRACKET FOR GRILL

Drawing 17.2



DANFOSS ACCESSORIES

Drawing 17.3



Hudevad recommends use of Danfoss accessories when fitting the radiator.
For further accessories please refer to the Hudevad Pricelist.

AVAILABILITY MATRIX

TAPPINGCODE 10 - ABCD

Lgh./Type	H300 mm/ H320 mm			H400 mm/ H420 mm			H500 mm/ H520 mm			H600 mm/ H620 mm			H700 mm/ H720 mm			H900 mm/ H920 mm		
	11	22	33	11	22	33	11	22	33	11	22	33	11	22	33	11	22	33
400/410	●	●		●	●		●	●	●	●	●	●	●	●	●	●	●	●
500/510	●	●	●	●	●	●	●	●	●	●	●	●	●	●	●	●	●	●
600/610	●	●	●	●	●	●	●	●	●	●	●	●	●	●	●	●	●	●
700/710	●	●	●	●	●	●	●	●	●	●	●	●	●	●	●	●	●	●
800/810	●	●	●	●	●	●	●	●	●	●	●	●	●	●	●	●	●	●
900/910	●	●	●	●	●	●	●	●	●	●	●	●	●	●	●	●	●	●
1000/1010	●	●	●	●	●	●	●	●	●	●	●	●	●	●	●	●	●	●
1100/1110	●	●	●	●	●	●	●	●	●	●	●	●	●	●	●	●	●	●
1200/1210	●	●	●	●	●	●	●	●	●	●	●	●	●	●	●	●	●	●
1300/1310		●			●			●			●			●			●	
1400/1410	●	●	●	●	●	●	●	●	●	●	●	●	●	●	●	●	●	●
1500/1510		●			●			●			●			●			●	
1600/1610	●	●	●	●	●	●	●	●	●	●	●	●	●	●	●	●	●	●
1700/1710		●			●			●			●			●			●	
1800/1810	●	●	●	●	●	●	●	●	●	●	●	●	●	●	●		●	
1900/1910		●			●			●			●			●			●	
2000/2010	●	●	●	●	●	●	●	●	●	●	●	●	●	●	●		●	

TAPPINGCODE 11 - FF, BUILT-IN VALVE, RIGHT

Lgth./Type	H300 mm/ H320 mm			H400 mm/ H420 mm			H500 mm/ H520 mm			H600 mm/ H620 mm			H700 mm/ H720 mm			H900 mm/ H920 mm		
	11	22	33	11	22	33	11	22	33	11	22	33	11	22	33	11	22	33
400/420	●	●		●	●		●	●	●	●	●	●	●	●	●	●	●	●
500/520	●	●	●	●	●	●	●	●	●	●	●	●	●	●	●	●	●	●
600/620	●	●	●	●	●	●	●	●	●	●	●	●	●	●	●	●	●	●
700/720	●	●	●	●	●	●	●	●	●	●	●	●	●	●	●	●	●	●
800/820	●	●	●	●	●	●	●	●	●	●	●	●	●	●	●	●	●	●
900/920	●	●	●	●	●	●	●	●	●	●	●	●	●	●	●	●	●	●
1000/1020	●	●	●	●	●	●	●	●	●	●	●	●	●	●	●	●	●	●
1100/1120	●	●	●	●	●	●	●	●	●	●	●	●	●	●	●	●	●	●
1200/1220	●	●	●	●	●	●	●	●	●	●	●	●	●	●	●	●	●	●
1300/1320		●			●			●			●			●			●	
1400/1420	●	●	●	●	●	●		●	●	●	●	●	●	●	●	●	●	●
1500/1520		●			●			●			●			●			●	
1600/1620		●	●	●	●	●	●	●	●	●	●	●	●	●	●	●	●	●
1700/1720																		
1800/1820		●	●	●	●	●	●	●	●	●	●	●		●	●		●	●
1900/1920																		
2000/2020		●	●	●	●	●	●	●	●	●	●	●		●	●		●	●

TAPPINGCODE 12 - EE, BUILT-IN VALVE, LEFT

Lgth./Type	H300 mm/ H320 mm			H400 mm/ H420 mm			H500 mm/ H520 mm			H600 mm/ H620 mm			H700 mm/ H720 mm			H900 mm/ H920 mm		
	11	22	33	11	22	33	11	22	33	11	22	33	11	22	33	11	22	33
400/420		●			●			●			●			●			●	
500/520		●			●			●			●			●			●	
600/620		●			●			●			●			●			●	
700/720		●			●			●			●			●			●	
800/820		●			●			●			●			●			●	
900/920		●			●			●			●			●			●	
1000/1020		●			●			●			●			●			●	
1100/1120		●			●			●			●			●			●	
1200/1220		●			●			●			●			●			●	
1300/1320		●			●			●			●			●			●	
1400/1420		●			●			●			●			●			●	
1500/1520		●			●			●			●			●			●	
1600/1620		●			●			●			●			●			●	
1700/1720																		
1800/1820		●			●			●			●			●			●	
1900/1920																		
2000/2020		●			●			●			●			●			●	

TAPPINGCODE 13 - FF, CENTER TAPPING, RIGHT

Lgth./Type	H300 mm/ H320 mm			H400 mm/ H420 mm			H500 mm/ H520 mm			H600 mm/ H620 mm			H700 mm/ H720 mm			H900 mm/ H920 mm		
	11	22	33	11	22	33	11	22	33	11	22	33	11	22	33	11	22	33
400/420	●	●	●	●	●	●	●	●	●	●	●	●	●	●	●	●		●
500/520																		
600/620	●	●	●	●	●	●	●	●	●	●	●	●	●	●	●	●		●
700/720																		
800/820	●	●	●	●	●	●	●	●	●	●	●	●	●	●	●	●		●
900/920																		
1000/1020	●	●	●	●	●	●	●	●	●	●	●	●	●	●	●	●		●
1100/1120																		
1200/1220	●	●	●	●	●	●	●	●	●	●	●	●	●	●	●	●		●
1300/1320																		
1400/1420	●	●	●	●	●	●	●	●	●	●	●	●	●	●	●	●		●
1500/1520																		
1600/1620		●	●	●	●	●	●	●	●	●	●	●	●	●	●	●		●
1700/1720																		
1800/1820		●	●	●	●	●	●	●	●	●	●	●	●	●	●			●
1900/1920																		
2000/2020		●	●	●	●	●	●	●	●	●	●	●		●	●			●

TAPPINGCODE 14 - CENTER TAPPING, LEFT

Lgth./Type	H300 mm/ H320 mm			H400 mm/ H420 mm			H500 mm/ H520 mm			H600 mm/ H620 mm			H700 mm/ H720 mm			H900 mm/ H920 mm		
	11	22	33	11	22	33	11	22	33	11	22	33	11	22	33	11	22	33
400/420		●			●			●			●			●				
500/520																		
600/620		●			●			●			●			●				
700/720																		
800/820		●			●			●			●			●				
900/920																		
1000/1020		●			●			●			●			●				
1100/1120																		
1200/1220		●			●			●			●			●				
1300/1320																		
1400/1420		●			●			●			●			●				
1500/1520																		
1600/1620		●			●			●			●			●				
1700/1720																		
1800/1820		●			●			●			●			●				
1900/1920																		
2000/2020		●			●			●			●			●				

TAPPINGCODE 15 - E/F, NO VALVE

	H300 mm/ H320 mm			H400 mm/ H420 mm			H500 mm/ H520 mm			H600 mm/ H620 mm			H700 mm/ H720 mm			H900 mm/ H920 mm		
Lgth./Type	11	22	33	11	22	33	11	22	33	11	22	33	11	22	33	11	22	33
400/610	●	●	●	●	●	●	●	●	●	●	●	●	●	●	●	●	●	●
500/710	●	●	●	●	●	●	●	●	●	●	●	●	●	●	●	●	●	●
600/810	●	●	●	●	●	●	●	●	●	●	●	●	●	●	●	●	●	●
700/910	●	●	●	●	●	●	●	●	●	●	●	●	●	●	●	●	●	●
800/1010	●	●	●	●	●	●	●	●	●	●	●	●	●	●	●	●	●	●
900/1110	●	●	●	●	●	●	●	●	●	●	●	●	●	●	●	●	●	●
1000/1210	●	●	●	●	●	●	●	●	●	●	●	●	●	●	●	●	●	●
1100/1310		●			●			●			●			●			●	
1200/1410	●	●	●	●	●	●	●	●	●	●	●	●	●	●	●	●	●	●
1300/1510		●			●		●	●	●	●	●	●					●	
1400/1610	●	●	●	●	●	●	●	●	●	●	●	●	●	●	●	●	●	●
1500/1710		●			●			●			●			●			●	
1600/1810	●	●	●	●	●	●	●	●	●	●	●	●	●	●	●		●	
1700/1910		●			●			●			●			●			●	
1800/2010	●	●	●	●	●	●	●	●	●	●	●	●	●	●	●		●	

TAPPINGCODE 16 - E/F, WITH VALVE

	H300 mm/ H320 mm			H400 mm/ H420 mm			H500 mm/ H520 mm			H600 mm/ H620 mm			H700 mm/ H720 mm			H900 mm/ H920 mm		
Lgth./Type	11	22	33	11	22	33	11	22	33	11	22	33	11	22	33	11	22	33
400/610	●	●	●	●	●	●	●	●	●	●	●	●	●	●	●	●	●	●
500/710	●	●	●	●	●	●	●	●	●	●	●	●	●	●	●	●	●	●
600/810	●	●	●	●	●	●	●	●	●	●	●	●	●	●	●	●	●	●
700/910	●	●	●	●	●	●	●	●	●	●	●	●	●	●	●	●	●	●
800/1010	●	●	●	●	●	●	●	●	●	●	●	●	●	●	●	●	●	●
900/1110	●	●	●	●	●	●	●	●	●	●	●	●	●	●	●	●	●	●
1000/1210	●	●	●	●	●	●	●	●	●	●	●	●	●	●	●	●	●	●
1100/1310		●			●			●			●			●			●	
1200/1410	●	●	●	●	●	●	●	●	●	●	●	●	●	●	●	●	●	●
1300/1510		●			●		●	●	●	●	●	●					●	
1400/1610	●	●	●	●	●	●	●	●	●	●	●	●	●	●	●	●	●	●
1500/1710		●			●			●			●			●			●	
1600/1810	●	●	●	●	●	●	●	●	●	●	●	●	●	●	●		●	
1700/1910		●			●			●			●			●			●	
1800/2010	●	●	●	●	●	●	●	●	●	●	●	●	●	●	●		●	

TAPPINGCODE 17 - HIDDEN TAPPINGS, NO VALVE

	H300 mm/ H320 mm			H400 mm/ H420 mm			H500 mm/ H520 mm			H600 mm/ H620 mm			H700 mm/ H720 mm			H900 mm/ H920 mm		
Lgth./Type	11	22	33	11	22	33	11	22	33	11	22	33	11	22	33	11	22	33
400/610	●	●	●	●	●	●	●	●	●	●	●	●	●	●	●	●	●	●
500/710	●	●	●	●	●	●	●	●	●	●	●	●	●	●	●	●	●	●
600/810	●	●	●	●	●	●	●	●	●	●	●	●	●	●	●	●	●	●
700/910	●	●	●	●	●	●	●	●	●	●	●	●	●	●	●	●	●	●
800/1010	●	●	●	●	●	●	●	●	●	●	●	●	●	●	●	●	●	●
900/1110	●	●	●	●	●	●	●	●	●	●	●	●	●	●	●	●	●	●
1000/1210	●	●	●	●	●	●	●	●	●	●	●	●	●	●	●	●	●	●
1100/1310		●			●			●			●			●			●	
1200/1410	●	●	●	●	●	●	●	●	●	●	●	●	●	●	●	●	●	●
1300/1510		●			●		●	●	●	●	●	●					●	
1400/1610	●	●	●	●	●	●	●	●	●	●	●	●	●	●	●	●	●	●
1500/1710		●			●			●			●			●			●	
1600/1810	●	●	●	●	●	●	●	●	●	●	●	●	●	●	●		●	
1700/1910		●			●			●			●			●			●	
1800/2010	●	●	●	●	●	●	●	●	●	●	●	●	●	●	●		●	

TAPPINGCODE 18 - HIDDEN TAPPINGS, WITH VALVE

Lgth./Type	H300 mm/ H320 mm			H400 mm/ H420 mm			H500 mm/ H520 mm			H600 mm/ H620 mm			H700 mm/ H720 mm			H900 mm/ H920 mm		
	11	22	33	11	22	33	11	22	33	11	22	33	11	22	33	11	22	33
400/610	●	●	●	●	●	●	●	●	●	●	●	●	●	●	●	●	●	●
500/710	●	●	●	●	●	●	●	●	●	●	●	●	●	●	●	●	●	●
600/810	●	●	●	●	●	●	●	●	●	●	●	●	●	●	●	●	●	●
700/910	●	●	●	●	●	●	●	●	●	●	●	●	●	●	●	●	●	●
800/1010	●	●	●	●	●	●	●	●	●	●	●	●	●	●	●	●	●	●
900/1110	●	●	●	●	●	●	●	●	●	●	●	●	●	●	●	●	●	●
1000/1210	●	●	●	●	●	●	●	●	●	●	●	●	●	●	●	●	●	●
1100/1310		●			●			●			●			●			●	
1200/1410	●	●	●	●	●	●	●	●	●	●	●	●	●	●	●	●	●	●
1300/1510		●			●		●	●	●	●	●	●					●	
1400/1610	●	●	●	●	●	●	●	●	●	●	●	●	●	●	●	●	●	●
1500/1710		●			●			●			●			●			●	
1600/1810	●	●	●	●	●	●	●	●	●	●	●	●	●	●	●		●	
1700/1910		●			●			●			●			●			●	
1800/2010	●	●	●	●	●	●	●	●	●	●	●	●	●	●	●		●	