



TESI 6

25 elements, height 500 mm, length 1125 mm. Edelweiss white finish (cod. 34). Configuration cod. 02.



Technical features:

- tubes made of 25 mm diameter sheet steel
- manifolds made of pressed sheet steel
- elements 45 mm long (element pitch)
- threading 1"1/4 G right and left on top and bottom manifold
- maximum working pressure 10 bar
- maximum working temperature 95°C

TESI is available, on request, in some heights not included in this price list. For feasibility and cost ask our commercial service (customer care).

The union of several coils, to obtain radiators of non-indicated lengths, can be carried out with a simple nipple operation (see nipple table on page xxx).

Finishes available	Surcharge
Standard White	
Classic finishes	
Special finishes	
Loft finishes (cod. TR)	
Other RAL colors	

Finishing codes see page 596.

Valves

IRSAP valves can be supplied to match the radiator.
To select the type of valve suitable for the connection, see the Accessories section pag. 562.

Prices included

- 4 Universal brackets for Tesi (except for very small batteries) (fig. 1)
- 4 connections with reductions 1"1/4 to 1/2" for Tesi white and colored, mounted on the radiator (fig. 2)
- 1 1/2" air vent (fig. 3)
- 1 cover for 1/2" blind plug (fig. 4)



Fig. 1



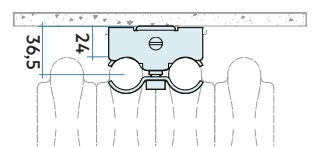
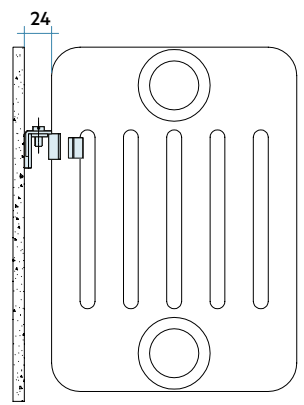
Fig. 2

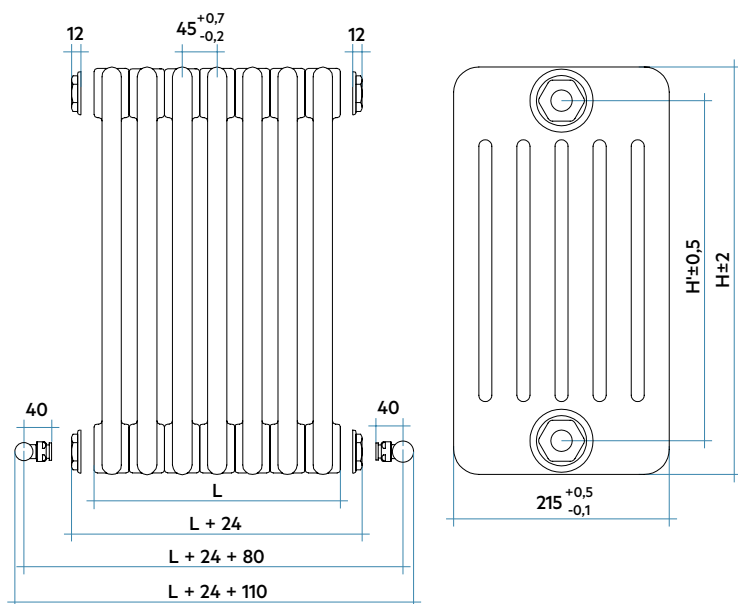


Fig. 3



Fig. 4





Total width of the TESI radiator:

L (Tesi size) = No. of elements x 45
 L + 24 mm (12+12) = Tesi size with caps
 L + 24 mm (12+12) + 80 mm (40+40) = Low water inlet hydraulic centre distance (right and left) with IRSAP valves and caps
 L + 24 mm (12+12) + 110 mm = **Total overall dimensions**



Model	Code	Depth mm	Height H mm	Conn. centre H' mm	Weigh Kg	Capacity lt	Thermal Power				Exp. n.	
							Δt=50°C Btu/h	Watt	Δt=40°C Watt	Δt=30°C Watt (*)		Δt=20°C Watt
200	RT 6 0200 YY 01 A4 02 N	215	200	127	0,97	0,86	109,7	37,4	27,5	18,5	10,6	1,374
300	RT 6 0300 YY 01 A4 02 N	215	300	235	1,35	1,13	178,1	60,7	45,5	31,4	18,6	1,293
350	RT 6 0350 YY 01 A4 02 N	215	350	285	1,53	1,25	204,3	69,6	52,1	35,8	21,1	1,302
365	RT 6 0365 YY 01 A4 02 N	215	365	300	1,58	1,29	212,2	72,3	54,0	37,1	21,9	1,304
400	RT 6 0400 YY 01 A4 02 N	215	400	335	1,71	1,38	230,2	78,5	58,6	40,2	23,6	1,310
450	RT 6 0450 YY 01 A4 02 N	215	450	385	1,89	1,50	255,8	87,2	65,0	44,4	26,0	1,319
500	RT 6 0500 YY 01 A4 02 N	215	500	435	2,06	1,63	281,1	95,8	71,2	48,6	28,4	1,327
535	RT 6 0535 YY 01 A4 02 N	215	535	470	2,19	1,71	298,7	101,8	75,6	51,5	30,0	1,333
550	RT 6 0550 YY 01 A4 02 N	215	550	485	2,24	1,75	306,1	104,3	77,4	52,7	30,7	1,336
565	RT 6 0565 YY 01 A4 02 N	215	565	500	2,29	1,79	313,6	106,9	79,3	54,0	31,4	1,339
600	RT 6 0600 YY 01 A4 02 N	215	600	535	2,42	1,88	331,0	112,8	83,6	56,8	32,9	1,345
650	RT 6 0650 YY 01 A4 02 N	215	650	585	2,60	2,00	355,7	121,2	89,6	60,7	35,1	1,353
665	RT 6 0665 YY 01 A4 02 N	215	665	600	2,65	2,04	363,1	123,7	91,4	61,9	35,7	1,356
685	RT 6 0685 YY 01 A4 02 N	215	685	620	2,72	2,09	372,9	127,1	93,8	63,5	36,6	1,359
750	RT 6 0750 YY 01 A4 02 N	215	750	685	2,95	2,25	404,7	137,9	101,6	68,5	39,3	1,370
765	RT 6 0765 YY 01 A4 02 N	215	765	700	3,01	2,29	412,0	140,4	103,3	69,6	39,9	1,373
815	RT 6 0815 YY 01 A4 02 N	215	815	750	3,18	2,41	436,2	148,7	109,2	73,4	41,9	1,381
865	RT 6 0865 YY 01 A4 02 N	215	865	800	3,36	2,54	460,3	156,9	115,0	77,1	43,9	1,390
885	RT 6 0885 YY 01 A4 02 N	215	885	820	3,43	2,59	470,0	160,2	117,4	78,6	44,7	1,394
900	RT 6 0900 YY 01 A4 02 N	215	900	835	3,48	2,62	477,2	162,6	119,1	79,7	45,2	1,396
1000	RT 6 1000 YY 01 A4 02 N	215	1000	935	3,84	2,87	525,0	178,9	131,3	88,1	50,2	1,388
1200	RT 6 1200 YY 01 A4 02 N	215	1200	1135	4,89	3,33	619,8	211,2	155,5	104,8	60,1	1,371
1500	RT 6 1500 YY 01 A4 02 N	215	1500	1435	6,06	4,06	760,2	259,1	191,9	130,3	75,5	1,346
1800	RT 6 1800 YY 01 A4 02 N	215	1800	1735	7,22	4,80	899,3	306,5	227,6	155,1	90,3	1,334
2000	RT 6 2000 YY 01 A4 02 N	215	2000	1935	8,00	5,29	991,5	337,9	251,1	171,3	99,9	1,330
2200	RT 6 2200 YY 01 A4 02 N	215	2200	2135	8,78	5,78	1083,5	369,3	274,6	187,5	109,5	1,327
2500	RT 6 2500 YY 01 A4 02 N	215	2500	2435	9,94	6,51	1221,3	416,2	309,9	211,9	124,0	1,322

(*) Thanks to the high performance of Irsap TESI 6 radiators, the ideal Δt for low temperature projects is Δt at 30°C..

For Δt different from 50°C use the formula: Q=Qn (Δt / 50)ⁿ

Key Codes

Standard White colour code.
 For different colour codes see the colours page 596

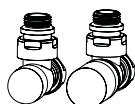
RT 6 0200 YY 01 A4 02 N

Number of elements

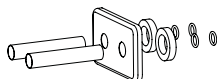
Packing code

Radiator with plugs assembled. For other configurations and water connections see page 54

Decorative & Technical Accessories



Kit Valves and Lockshield valve
Pag. 562



Pipe cover kit
Pag. 566



RADIATORS' DATA (LENGTHS WITHOUT BUSHES)

	HEIGHT														
	200	300	350	365	400	450	500	535	550	565	600	650	665	685	
Lenght mm 90 yy = N° elem. 2	W	75	121	139	145	157	174	192	204	209	214	226	242	247	254
Lenght mm 135 yy = N° elem. 3	W	112	182	209	217	235	262	287	305	313	321	338	364	371	381
Lenght mm 180 yy = N° elem. 4	W	149	243	279	289	314	349	383	407	417	428	451	485	495	508
Lenght mm 225 yy = N° elem. 5	W	187	304	348	362	392	436	479	509	522	534	564	606	619	635
Lenght mm 270 yy = N° elem. 6	W	224	364	418	434	471	523	575	611	626	641	677	727	742	763
Lenght mm 315 yy = N° elem. 7	W	262	425	487	506	549	610	671	712	730	748	790	849	866	890
Lenght mm 360 yy = N° elem. 8	W	299	486	557	578	628	697	766	814	835	855	902	970	990	1017
Lenght mm 405 yy = N° elem. 9	W	336	546	627	651	706	785	862	916	939	962	1015	1091	1114	1144
Lenght mm 450 yy = N° elem. 10	W	374	607	696	723	785	872	958	1018	1043	1069	1128	1212	1237	1271
Lenght mm 495 yy = N° elem. 11	W	411	668	766	795	863	959	1054	1120	1148	1176	1241	1334	1361	1398
Lenght mm 540 yy = N° elem. 12	W	448	729	836	868	942	1046	1149	1221	1252	1283	1354	1455	1485	1525
Lenght mm 585 yy = N° elem. 13	W	486	789	905	940	1020	1133	1245	1323	1356	1389	1467	1576	1609	1652
Lenght mm 630 yy = N° elem. 14	W	523	850	975	1012	1098	1220	1341	1425	1461	1496	1579	1697	1732	1779
Lenght mm 675 yy = N° elem. 15	W	561	911	1045	1085	1177	1308	1437	1527	1565	1603	1692	1818	1856	1906
Lenght mm 720 yy = N° elem. 16	W	598	971	1114	1157	1255	1395	1533	1628	1669	1710	1805	1940	1980	2033
Lenght mm 765 yy = N° elem. 17	W	635	1032	1184	1229	1334	1482	1628	1730	1774	1817	1918	2061	2104	2161
Lenght mm 810 yy = N° elem. 18	W	673	1093	1254	1301	1412	1569	1724	1832	1878	1924	2031	2182	2227	2288
Lenght mm 855 yy = N° elem. 19	W	710	1153	1323	1374	1491	1656	1820	1934	1982	2031	2143	2303	2351	2415
Lenght mm 900 yy = N° elem. 20	W	747	1214	1393	1446	1569	1743	1916	2036	2087	2138	2256	2425	2475	2542
Lenght mm 945 yy = N° elem. 21	W	785	1275	1462	1518	1648	1831	2012	2137	2191	2244	2369	2546	2599	2669
Lenght mm 990 yy = N° elem. 22	W	822	1336	1532	1591	1726	1918	2107	2239	2295	2351	2482	2667	2722	2796
Lenght mm 1035 yy = N° elem. 23	W	860	1396	1602	1663	1805	2005	2203	2341	2400	2458	2595	2788	2846	2923
Lenght mm 1080 yy = N° elem. 24	W	897	1457	1671	1735	1883	2092	2299	2443	2504	2565	2707	2910	2970	3050
Lenght mm 1125 yy = N° elem. 25	W	934	1518	1741	1808	1962	2179	2395	2545	2608	2672	2820	3031	3094	3177
Lenght mm 1170 yy = N° elem. 26	W	972	1578	1811	1880	2040	2266	2491	2646	2713	2779	2933	3152	3217	
Lenght mm 1215 yy = N° elem. 27	W	1009	1639	1880	1952	2118	2354	2586	2748	2817	2886	3046	3273	3341	
Lenght mm 1260 yy = N° elem. 28	W	1046	1700	1950	2024	2197	2441	2682	2850	2921	2993	3159	3394	3465	
Lenght mm 1305 yy = N° elem. 29	W	1084	1761	2020	2097	2275	2528	2778	2952	3026	3100	3271	3516	3588	
Lenght mm 1350 yy = N° elem. 30	W	1121	1821	2089	2169	2354	2615	2874	3053	3130	3206	3384	3637	3712	
Lenght mm 1395 yy = N° elem. 31	W	1158	1882	2159	2241	2432	2702	2969	3155	3234	3313	3497	3758	3836	
Lenght mm 1440 yy = N° elem. 32	W	1196	1943	2228	2314	2511	2789	3065	3257	3339	3420	3610	3879	3960	
Lenght mm 1485 yy = N° elem. 33	W	1233	2003	2298	2386	2589	2877	3161	3359	3443	3527	3723	4001	4083	
Lenght mm 1530 yy = N° elem. 34	W	1271	2064	2368	2458	2668	2964	3257	3461	3547	3634	3836	4122	4207	
Lenght mm 1575 yy = N° elem. 35	W	1308	2125	2437	2531	2746	3051	3353	3562	3652	3741	3948	4243	4331	
Lenght mm 1620 yy = N° elem. 36	W	1345	2186	2507	2603	2825	3138	3448	3664	3756					
Lenght mm 1665 yy = N° elem. 37	W	1383	2246	2577	2675	2903	3225	3544	3766	3860					
Lenght mm 1710 yy = N° elem. 38	W	1420	2307	2646	2747	2981	3312	3640	3868	3965					
Lenght mm 1755 yy = N° elem. 39	W	1457	2368	2716	2820	3060	3400	3736	3969	4069					
Lenght mm 1800 yy = N° elem. 40	W	1495	2428	2786	2892	3138	3487	3832	4071	4173					

RADIATORS' DATA (LENGHTS WITHOUT BUSHES)

HEIGHT

		750	765	815	865	885	900	1000	1200	1500	1800	2000	2200	2500
Lenght mm 90 yy = N° elem. 2	W	276	281	297	314	320	325	358	422	518	613	676	739	832
Lenght mm 135 yy = N° elem. 3	W	414	421	446	471	480	488	537	634	777	919	1014	1108	1249
Lenght mm 180 yy = N° elem. 4	W	552	562	595	628	641	650	716	845	1036	1226	1352	1477	1665
Lenght mm 225 yy = N° elem. 5	W	690	702	743	784	801	813	895	1056	1295	1532	1690	1846	2081
Lenght mm 270 yy = N° elem. 6	W	827	842	892	941	961	976	1074	1267	1554	1839	2027	2216	2497
Lenght mm 315 yy = N° elem. 7	W	965	983	1041	1098	1121	1138	1252	1478	1813	2145	2365	2585	2913
Lenght mm 360 yy = N° elem. 8	W	1103	1123	1189	1255	1281	1301	1431	1690	2073	2452	2703	2954	3330
Lenght mm 405 yy = N° elem. 9	W	1241	1264	1338	1412	1441	1464	1610	1901	2332	2758	3041	3323	3746
Lenght mm 450 yy = N° elem. 10	W	1379	1404	1487	1569	1602	1626	1789	2112	2591	3065	3379	3693	4162
Lenght mm 495 yy = N° elem. 11	W	1517	1544	1635	1726	1762	1789	1968	2323	2850	3371	3717	4062	4578
Lenght mm 540 yy = N° elem. 12	W	1655	1685	1784	1883	1922	1951	2147	2535	3109	3678	4055	4431	4994
Lenght mm 585 yy = N° elem. 13	W	1793	1825	1933	2039	2082	2114	2326	2746	3368	3984	4393		
Lenght mm 630 yy = N° elem. 14	W	1931	1966	2081	2196	2242	2277	2505	2957	3627	4291	4731		
Lenght mm 675 yy = N° elem. 15	W	2069	2106	2230	2353	2402	2439	2684	3168	3886	4597	5069		
Lenght mm 720 yy = N° elem. 16	W	2207	2246	2379	2510	2563	2602	2863						
Lenght mm 765 yy = N° elem. 17	W	2344	2387	2527	2667	2723	2765	3042						
Lenght mm 810 yy = N° elem. 18	W	2482	2527	2676	2824	2883	2927	3221						
Lenght mm 855 yy = N° elem. 19	W	2620	2668	2825	2981	3043	3090	3399						
Lenght mm 900 yy = N° elem. 20	W	2758	2808	2973	3138	3203	3252	3578						
Lenght mm 945 yy = N° elem. 21	W	2896	2948	3122	3294	3363	3415	3757						
Lenght mm 990 yy = N° elem. 22	W	3034	3089	3271	3451	3524	3578	3936						
Lenght mm 1035 yy = N° elem. 23	W	3172	3229	3419	3608	3684	3740	4115						
Lenght mm 1080 yy = N° elem. 24	W	3310	3370	3568	3765	3844	3903	4294						
Lenght mm 1125 yy = N° elem. 25	W	3448	3510	3717	3922	4004	4066	4473						
Lenght mm 1170 yy = N° elem. 26	W													
Lenght mm 1215 yy = N° elem. 27	W													
Lenght mm 1260 yy = N° elem. 28	W													
Lenght mm 1305 yy = N° elem. 29	W													
Lenght mm 1350 yy = N° elem. 30	W													
Lenght mm 1395 yy = N° elem. 31	W													
Lenght mm 1440 yy = N° elem. 32	W													
Lenght mm 1485 yy = N° elem. 33	W													
Lenght mm 1530 yy = N° elem. 34	W													
Lenght mm 1575 yy = N° elem. 35	W													
Lenght mm 1620 yy = N° elem. 36	W													
Lenght mm 1665 yy = N° elem. 37	W													
Lenght mm 1710 yy = N° elem. 38	W													
Lenght mm 1755 yy = N° elem. 39	W													
Lenght mm 1800 yy = N° elem. 40	W													

