



**TESI 2**

12 elements, heights 1800 mm, length 540 mm. Graphite Black finish (cod. 18). Configuration cod. 02.



**Technical features:**

- tubes made of 25 mm diameter sheet steel
- manifolds made of pressed sheet steel
- elements 45 mm long (element pitch)
- threading 1"1/4 G right and left on top and bottom manifold
- maximum working pressure 10 bar
- maximum working temperature 95°C

**TESI is available, on request, in some heights not included in this price list. For feasibility and cost ask our commercial service (customer care).**

The union of several coils, to obtain radiators of non-indicated lengths, can be carried out with a simple nipple operation (see nipple table on page 59).

Finishes available	Surcharge
Standard White	
Classic finishes	
Special finishes	
Loft finishes (cod. TR)	
Other RAL colors	

Finishing codes see page 596.

**Valves**

IRSAP valves can be supplied to match the radiator.  
To select the type of valve suitable for the connection, see the Accessories section pag. 562.

**Prices included**

- 4 Universal brackets for Tesi (except for very small batteries) (fig. 1)
- 4 connections with reductions 1"1/4 to 1/2" for Tesi white and colored, mounted on the radiator (fig. 2)
- 1 1/2" air vent (fig. 3)
- 1 cover for 1/2" blind plug (fig. 4)



Fig. 1



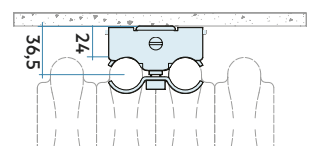
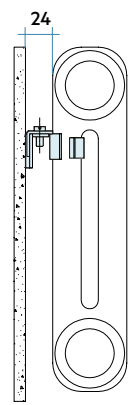
Fig. 2

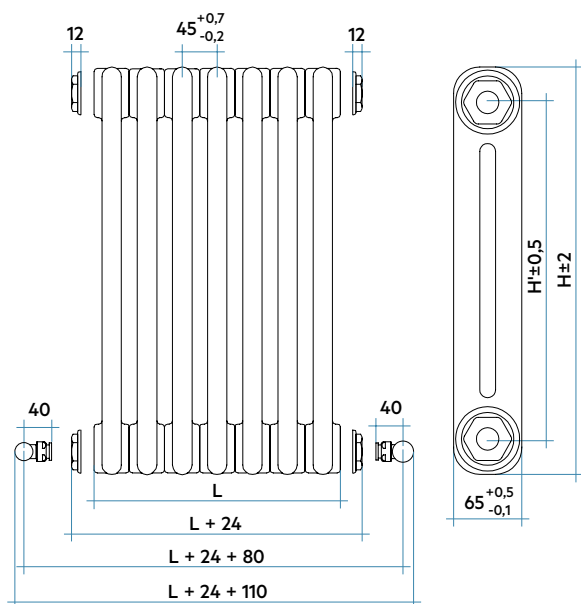


Fig. 3



Fig. 4





### Total width of the TESI radiator:

L (Tesi size) = No. of elements x 45  
 L + 24 mm (12+12) = Tesi size with caps  
 L + 24 mm (12+12) + 80 mm (40+40) = Low water inlet hydraulic centre distance (right and left) with IRSAP valves and caps  
 L + 24 mm (12+12) + 110 mm = **Total overall dimensions**



Model	Code	Depth mm	Height H mm	Conn. centre H' mm	Weigh Kg	Capacity lt	Thermal Power				Exp. n.	
							Δt=50°C Btu/h	Watt	Δt=40°C Watt	Δt=30°C Watt (*)		Δt=20°C Watt
200	RT 2 0200 YY 01 A4 02 N	65	200	127	0,37	0,32	43,8	<b>14,9</b>	11,3	<b>7,9</b>	4,7	1,250
300	RT 2 0300 YY 01 A4 02 N	65	300	235	0,51	0,40	68,8	<b>23,4</b>	17,8	<b>12,4</b>	7,5	1,240
350	RT 2 0350 YY 01 A4 02 N	65	350	285	0,58	0,44	78,6	<b>26,8</b>	20,3	<b>14,2</b>	8,6	1,240
365	RT 2 0365 YY 01 A4 02 N	65	365	300	0,61	0,45	81,5	<b>27,8</b>	21,1	<b>14,7</b>	8,9	1,240
400	RT 2 0400 YY 01 A4 02 N	65	400	335	0,66	0,48	88,3	<b>30,1</b>	22,8	<b>15,9</b>	9,6	1,250
450	RT 2 0450 YY 01 A4 02 N	65	450	385	0,73	0,51	97,9	<b>33,4</b>	25,2	<b>17,6</b>	10,6	1,250
500	RT 2 0500 YY 01 A4 02 N	65	500	435	0,80	0,55	107,5	<b>36,6</b>	27,7	<b>19,3</b>	11,6	1,250
535	RT 2 0535 YY 01 A4 02 N	65	535	470	0,85	0,58	114,2	<b>38,9</b>	29,4	<b>20,5</b>	12,3	1,260
550	RT 2 0550 YY 01 A4 02 N	65	550	485	0,87	0,59	117,1	<b>39,9</b>	30,1	<b>21,0</b>	12,6	1,260
565	RT 2 0565 YY 01 A4 02 N	65	565	500	0,89	0,60	120,0	<b>40,9</b>	30,9	<b>21,5</b>	12,9	1,260
600	RT 2 0600 YY 01 A4 02 N	65	600	535	0,95	0,63	126,6	<b>43,1</b>	32,6	<b>22,6</b>	13,6	1,260
650	RT 2 0650 YY 01 A4 02 N	65	650	585	1,02	0,67	136,2	<b>46,4</b>	35,0	<b>24,3</b>	14,5	1,270
665	RT 2 0665 YY 01 A4 02 N	65	665	600	1,04	0,68	139,0	<b>47,4</b>	35,7	<b>24,8</b>	14,8	1,270
685	RT 2 0685 YY 01 A4 02 N	65	685	620	1,07	0,70	142,8	<b>48,7</b>	36,7	<b>25,4</b>	15,2	1,270
750	RT 2 0750 YY 01 A4 02 N	65	750	685	1,16	0,75	155,2	<b>52,9</b>	39,8	<b>27,6</b>	16,4	1,270
765	RT 2 0765 YY 01 A4 02 N	65	765	700	1,18	0,76	158,0	<b>53,9</b>	40,5	<b>28,1</b>	16,7	1,280
815	RT 2 0815 YY 01 A4 02 N	65	815	750	1,26	0,80	167,6	<b>57,1</b>	42,9	<b>29,7</b>	17,7	1,280
865	RT 2 0865 YY 01 A4 02 N	65	865	800	1,33	0,84	177,1	<b>60,4</b>	45,3	<b>31,3</b>	18,6	1,280
885	RT 2 0885 YY 01 A4 02 N	65	885	820	1,36	0,85	181,0	<b>61,7</b>	46,3	<b>32,0</b>	19,0	1,290
900	RT 2 0900 YY 01 A4 02 N	65	900	835	1,38	0,87	183,9	<b>62,7</b>	47,0	<b>32,5</b>	19,3	1,290
1000	RT 2 1000 YY 01 A4 02 N	65	1000	935	1,52	0,95	203,1	<b>69,2</b>	51,9	<b>35,7</b>	21,1	1,290
1200	RT 2 1200 YY 01 A4 02 N	65	1200	1135	1,81	1,11	242,1	<b>82,5</b>	61,6	<b>42,3</b>	24,9	1,310
1500	RT 2 1500 YY 01 A4 02 N	65	1500	1435	2,24	1,35	302,2	<b>103,0</b>	76,5	<b>52,1</b>	30,4	1,330
1800	RT 2 1800 YY 01 A4 02 N	65	1800	1735	2,69	1,58	364,7	<b>124,3</b>	92,4	<b>63,0</b>	36,8	1,330
2000	RT 2 2000 YY 01 A4 02 N	65	2000	1935	3,01	1,72	407,9	<b>139,0</b>	103,6	<b>70,9</b>	41,5	1,320
2200	RT 2 2200 YY 01 A4 02 N	65	2200	2135	3,32	1,86	452,3	<b>154,2</b>	115,1	<b>79,0</b>	46,5	1,310
2500	RT 2 2500 YY 01 A4 02 N	65	2500	2435	3,79	2,08	521,7	<b>177,8</b>	133,2	<b>91,8</b>	54,4	1,290

(\*) Thanks to the high performance of Irsap TESI 2 radiators, the ideal Δt for low temperature projects is Δt at 30°C.

For Δt different from 50°C use the formula: Q=Qn (Δt / 50)<sup>n</sup>

### Key Codes

Height | Standard White colour code.  
 For different colour codes see the colours page 596

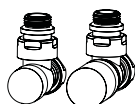
**RT 2 0200 YY 01 A4 02 N**

Number of elements

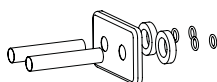
Packing code

Radiator with plugs assembled. For other configurations and water connections see page 54

### Decorative & Technical Accessories



Kit Valves and Lockshield valve  
Pag. 562



Pipe cover kit  
Pag. 566



### RADIATORS' DATA (LENGTHS WITHOUT BUSHES)

		HEIGHT													
		200	300	350	365	400	450	500	535	550	565	600	650	665	685
Lenght mm 90 yy = N° elem. 2	W	30	47	54	56	60	67	73	78	80	82	86	93	95	97
Lenght mm 135 yy = N° elem. 3	W	45	70	80	83	90	100	110	117	120	123	129	139	142	146
Lenght mm 180 yy = N° elem. 4	W	60	94	107	111	120	134	147	156	160	164	173	186	189	195
Lenght mm 225 yy = N° elem. 5	W	75	117	134	139	151	167	183	195	200	204	216	232	237	243
Lenght mm 270 yy = N° elem. 6	W	89	141	161	167	181	200	220	234	239	245	259	278	284	292
Lenght mm 315 yy = N° elem. 7	W	104	164	188	194	211	234	257	273	279	286	302	325	332	341
Lenght mm 360 yy = N° elem. 8	W	119	188	214	222	241	267	293	311	319	327	345	371	379	389
Lenght mm 405 yy = N° elem. 9	W	134	211	241	250	271	300	330	350	359	368	388	418	426	438
Lenght mm 450 yy = N° elem. 10	W	149	234	268	278	301	334	367	389	399	409	432	464	474	487
Lenght mm 495 yy = N° elem. 11	W	164	258	295	306	331	367	403	428	439	450	475	510	521	535
Lenght mm 540 yy = N° elem. 12	W	179	281	321	333	361	401	440	467	479	491	518	557	568	584
Lenght mm 585 yy = N° elem. 13	W	194	305	348	361	391	434	476	506	519	531	561	603	616	633
Lenght mm 630 yy = N° elem. 14	W	209	328	375	389	421	467	513	545	559	572	604	650	663	681
Lenght mm 675 yy = N° elem. 15	W	224	352	402	417	452	501	550	584	599	613	647	696	711	730
Lenght mm 720 yy = N° elem. 16	W	239	375	429	444	482	534	586	623	639	654	690	742	758	779
Lenght mm 765 yy = N° elem. 17	W	253	398	455	472	512	567	623	662	678	695	734	789	805	827
Lenght mm 810 yy = N° elem. 18	W	268	422	482	500	542	601	660	701	718	736	777	835	853	876
Lenght mm 855 yy = N° elem. 19	W	283	445	509	528	572	634	696	740	758	777	820	882	900	925
Lenght mm 900 yy = N° elem. 20	W	298	469	536	556	602	668	733	779	798	818	863	928	947	973
Lenght mm 945 yy = N° elem. 21	W	313	492	563	583	632	701	770	818	838	858	906	974	995	1022
Lenght mm 990 yy = N° elem. 22	W	328	516	589	611	662	734	806	856	878	899	949	1021	1042	1071
Lenght mm 1035 yy = N° elem. 23	W	343	539	616	639	692	768	843	895	918	940	992	1067	1090	1119
Lenght mm 1080 yy = N° elem. 24	W	358	563	643	667	722	801	880	934	958	981	1036	1114	1137	1168
Lenght mm 1125 yy = N° elem. 25	W	373	586	670	695	753	835	916	973	998	1022	1079	1160	1184	1217
Lenght mm 1170 yy = N° elem. 26	W	388	609	697	722	783	868	953	1012	1038	1063	1122	1206	1232	1265
Lenght mm 1215 yy = N° elem. 27	W	403	633	723	750	813	901	990	1051	1078	1104	1165	1253	1279	1314
Lenght mm 1260 yy = N° elem. 28	W	417	656	750	778	843	935	1026	1090	1117	1145	1208	1299	1326	1363
Lenght mm 1305 yy = N° elem. 29	W	432	680	777	806	873	968	1063	1129	1157	1186	1251	1346	1374	1411
Lenght mm 1350 yy = N° elem. 30	W	447	703	804	833	903	1001	1100	1168	1197	1226	1295	1392	1421	1460
Lenght mm 1395 yy = N° elem. 31	W	462	727	830	861	933	1035	1136	1207	1237	1267	1338	1438	1468	1509
Lenght mm 1440 yy = N° elem. 32	W	477	750	857	889	963	1068	1173	1246	1277	1308	1381	1485	1516	1557
Lenght mm 1485 yy = N° elem. 33	W	492	774	884	917	993	1102	1209	1285	1317	1349	1424	1531	1563	1606
Lenght mm 1530 yy = N° elem. 34	W	507	797	911	945	1023	1135	1246	1324	1357	1390	1467	1578	1611	1655
Lenght mm 1575 yy = N° elem. 35	W	522	820	938	972	1054	1168	1283	1363	1397	1431	1510	1624	1658	1703
Lenght mm 1620 yy = N° elem. 36	W	537	844	964	1000	1084	1202	1319	1401	1437	1472	1553	1670	1705	1752
Lenght mm 1665 yy = N° elem. 37	W	552	867	991	1028	1114	1235	1356	1440	1477	1513	1597	1717	1753	1801
Lenght mm 1710 yy = N° elem. 38	W	567	891	1018	1056	1144	1268	1393	1479	1517	1553	1640	1763	1800	1849
Lenght mm 1755 yy = N° elem. 39	W	581	914	1045	1083	1174	1302	1429	1518	1556	1594	1683	1810	1847	1898
Lenght mm 1800 yy = N° elem. 40	W	596	938	1072	1111	1204	1335	1466	1557	1596	1635	1726	1856	1895	1947

## RADIATORS' DATA (LENGHTS WITHOUT BUSHES)

		HEIGHT												
		750	765	815	865	885	900	1000	1200	1500	1800	2000	2200	2500
<b>Lenght mm</b> 90 <i>yy = N° elem.</i> 2	W	106	108	114	121	123	125	138	165	206	249	278	308	356
<b>Lenght mm</b> 135 <i>yy = N° elem.</i> 3	W	159	162	171	181	185	188	208	248	309	373	417	462	533
<b>Lenght mm</b> 180 <i>yy = N° elem.</i> 4	W	212	215	228	241	247	251	277	330	412	497	556	617	711
<b>Lenght mm</b> 225 <i>yy = N° elem.</i> 5	W	264	269	286	302	308	313	346	413	515	621	695	771	889
<b>Lenght mm</b> 270 <i>yy = N° elem.</i> 6	W	317	323	343	362	370	376	415	495	618	746	834	925	1067
<b>Lenght mm</b> 315 <i>yy = N° elem.</i> 7	W	370	377	400	423	432	439	485	578	721	870	973	1079	1245
<b>Lenght mm</b> 360 <i>yy = N° elem.</i> 8	W	423	431	457	483	493	501	554	660	824	994	1112	1233	1422
<b>Lenght mm</b> 405 <i>yy = N° elem.</i> 9	W	476	485	514	543	555	564	623	743	927	1119	1251	1387	1600
<b>Lenght mm</b> 450 <i>yy = N° elem.</i> 10	W	529	539	571	604	617	627	692	825	1030	1243	1390	1542	1778
<b>Lenght mm</b> 495 <i>yy = N° elem.</i> 11	W	582	592	628	664	678	689	761	908	1133	1367	1529	1696	1956
<b>Lenght mm</b> 540 <i>yy = N° elem.</i> 12	W	635	646	685	724	740	752	831	990	1236	1491	1668	1850	2133
<b>Lenght mm</b> 585 <i>yy = N° elem.</i> 13	W	687	700	742	785	802	815	900	1073	1339	1616	1807	2004	2311
<b>Lenght mm</b> 630 <i>yy = N° elem.</i> 14	W	740	754	800	845	864	877	969	1155	1442	1740	1946	2158	2489
<b>Lenght mm</b> 675 <i>yy = N° elem.</i> 15	W	793	808	857	906	925	940	1038	1238	1545	1864	2085	2312	2667
<b>Lenght mm</b> 720 <i>yy = N° elem.</i> 16	W	846	862	914	966	987	1003	1108	1320	1648	1989	2224	2466	2845
<b>Lenght mm</b> 765 <i>yy = N° elem.</i> 17	W	899	916	971	1026	1049	1065	1177	1403	1751	2113	2363	2621	3022
<b>Lenght mm</b> 810 <i>yy = N° elem.</i> 18	W	952	969	1028	1087	1110	1128	1246	1485	1854	2237	2502	2775	3200
<b>Lenght mm</b> 855 <i>yy = N° elem.</i> 19	W	1005	1023	1085	1147	1172	1191	1315	1568	1957	2362	2641		
<b>Lenght mm</b> 900 <i>yy = N° elem.</i> 20	W	1058	1077	1142	1207	1234	1253	1384	1650	2060	2486	2780		
<b>Lenght mm</b> 945 <i>yy = N° elem.</i> 21	W	1110	1131	1199	1268	1295	1316	1454	1733	2163	2610	2919		
<b>Lenght mm</b> 990 <i>yy = N° elem.</i> 22	W	1163	1185	1256	1328	1357	1379	1523	1815	2266	2734	3058		
<b>Lenght mm</b> 1035 <i>yy = N° elem.</i> 23	W	1216	1239	1314	1389	1419	1441	1592	1898	2369				
<b>Lenght mm</b> 1080 <i>yy = N° elem.</i> 24	W	1269	1293	1371	1449	1480	1504	1661	1980	2472				
<b>Lenght mm</b> 1125 <i>yy = N° elem.</i> 25	W	1322	1347	1428	1509	1542	1567	1731	2063	2575				
<b>Lenght mm</b> 1170 <i>yy = N° elem.</i> 26	W	1375	1400	1485	1570	1604	1629	1800	2145	2678				
<b>Lenght mm</b> 1215 <i>yy = N° elem.</i> 27	W	1428	1454	1542	1630	1665	1692	1869	2228					
<b>Lenght mm</b> 1260 <i>yy = N° elem.</i> 28	W	1481	1508	1599	1690	1727	1754	1938	2310					
<b>Lenght mm</b> 1305 <i>yy = N° elem.</i> 29	W	1534	1562	1656	1751	1789	1817	2007	2393					
<b>Lenght mm</b> 1350 <i>yy = N° elem.</i> 30	W	1586	1616	1713	1811	1850	1880	2077	2475					
<b>Lenght mm</b> 1395 <i>yy = N° elem.</i> 31	W	1639	1670	1770	1871	1912	1942	2146						
<b>Lenght mm</b> 1440 <i>yy = N° elem.</i> 32	W	1692	1724	1828	1932	1974	2005	2215						
<b>Lenght mm</b> 1485 <i>yy = N° elem.</i> 33	W	1745	1777	1885	1992	2035	2068	2284						
<b>Lenght mm</b> 1530 <i>yy = N° elem.</i> 34	W	1798	1831	1942	2053	2097	2130	2353						
<b>Lenght mm</b> 1575 <i>yy = N° elem.</i> 35	W	1851	1885	1999	2113	2159	2193	2423						
<b>Lenght mm</b> 1620 <i>yy = N° elem.</i> 36	W	1904	1939	2056	2173	2220	2256	2492						
<b>Lenght mm</b> 1665 <i>yy = N° elem.</i> 37	W	1957	1993	2113	2234	2282	2318	2561						
<b>Lenght mm</b> 1710 <i>yy = N° elem.</i> 38	W	2009	2047	2170	2294	2344	2381	2630						
<b>Lenght mm</b> 1755 <i>yy = N° elem.</i> 39	W	2062	2101	2227	2354	2406	2444	2700						
<b>Lenght mm</b> 1800 <i>yy = N° elem.</i> 40	W	2115	2154	2284	2415	2467	2506	2769						

