



**SAX VERTICAL**

18 elements, height 1800 mm, length 720 mm. Opaque Black (cod. K1). Configuration cod. 80.  
Designed by Synthesis Design



### Technical features:


- manifolds with a 30 mm diameter circular section
- tubes made of sheet steel with a 20x25 mm rectangular section
- manifold threading 1/2" Gas right
- maximum working pressure 4 bar
- maximum working temperature 95°C

### Finishes available Surcharge

- Standard White
- Classic finishes
- Special finishes
- Other RAL colors

Finishing codes see page 596.

### Price included:



### Number of elements:

Radiators with an odd number of elements will be supplied at the same price as a radiator with the next even number of elements.

For example: a SAX Vertical 1800 high and 9 elements wide = the price of a SAX Vertical 1800 high and 10 elements wide.

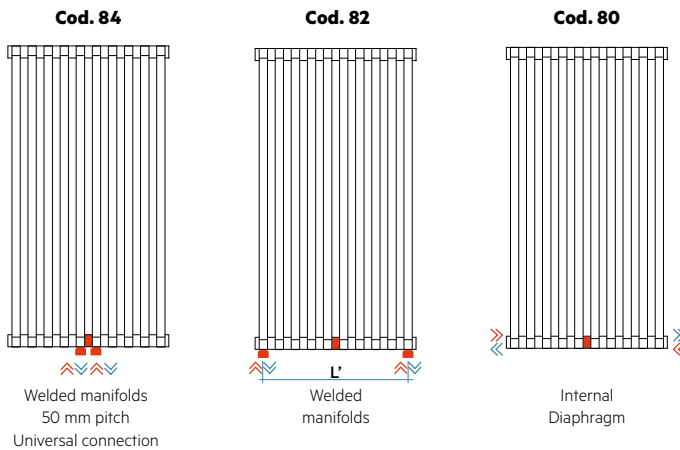


Model	Code	Depth mm	Height H mm	Conn. centre H' mm	Weight Kg	Capacity lt	Thermal Power				Exponent n.	
							$\Delta t=50^{\circ}\text{C}$ Btu/h	$\Delta t=50^{\circ}\text{C}$ Watt	$\Delta t=40^{\circ}\text{C}$ Watt	$\Delta t=30^{\circ}\text{C}$ Watt (*)		$\Delta t=20^{\circ}\text{C}$ Watt
500	<b>SX1 0500 YY 01 IR 01 A</b>	55	500	470	0,47	0,24	93,1	<b>27,3</b>	20,7	<b>14,5</b>	8,8	1,233
530	<b>SX1 0530 YY 01 IR 01 A</b>	55	530	500	0,49	0,25	97,9	<b>28,7</b>	21,8	<b>15,3</b>	9,2	1,234
630	<b>SX1 0630 YY 01 IR 01 A</b>	55	630	600	0,56	0,29	113,4	<b>33,2</b>	25,2	<b>17,6</b>	10,7	1,240
650	<b>SX1 0650 YY 01 IR 01 A</b>	55	650	620	0,57	0,30	116,5	<b>34,1</b>	25,9	<b>18,1</b>	11,0	1,241
680	<b>SX1 0680 YY 01 IR 01 A</b>	55	680	650	0,59	0,32	121,1	<b>35,5</b>	26,9	<b>18,8</b>	11,4	1,242
730	<b>SX1 0730 YY 01 IR 01 A</b>	55	730	700	0,63	0,34	128,8	<b>37,8</b>	28,6	<b>20,0</b>	12,1	1,245
830	<b>SX1 0830 YY 01 IR 01 A</b>	55	830	800	0,70	0,38	144,1	<b>42,2</b>	32,0	<b>22,3</b>	13,4	1,250
850	<b>SX1 0850 YY 01 IR 01 A</b>	55	850	820	0,71	0,38	147,2	<b>43,1</b>	32,6	<b>22,8</b>	13,7	1,251
900	<b>SX1 0900 YY 01 IR 01 A</b>	55	900	870	0,75	0,40	154,8	<b>45,4</b>	34,3	<b>23,9</b>	14,4	1,254
1200	<b>SX1 1200 YY 01 IR 01 A</b>	55	1200	1170	0,96	0,53	200,5	<b>58,8</b>	44,3	<b>30,8</b>	18,4	1,266
1500	<b>SX1 1500 YY 01 IR 01 A</b>	55	1500	1470	1,17	0,65	246,7	<b>72,3</b>	54,4	<b>37,7</b>	22,5	1,273
1800	<b>SX1 1800 YY 01 IR 01 A</b>	55	1800	1770	1,38	0,77	293,8	<b>86,1</b>	64,8	<b>44,9</b>	26,7	1,276
2000	<b>SX1 2000 YY 01 IR 01 A</b>	55	2000	1970	1,52	0,85	325,9	<b>95,5</b>	71,9	<b>49,8</b>	29,7	1,275

(\*) Thanks to the high performance of Irsap SAX Vertical radiators, the ideal  $\Delta t$  for low temperature projects is  $\Delta t$  at 30°C.

For  $\Delta t$  different from 50°C use the formula:  $Q=Q_n (\Delta t / 50)^n$

### Special Options



### Manifolds:

The pipefittings welded on the bottom manifold can be positioned at any point at a specified distance between centres. It is compulsory in this type of installation to install a diaphragm during production to ensure the product functions correctly. The minimum possible distance between centres is equal to 50 mm (cod. 84), while the maximum distance depends on the length of the radiator (cod. 82).

The maximum distance between centres is equal to the number of elements - 1 multiplied by 40 (element pitch):  $L' = 40 \times (n^{\circ} \text{ of elements} - 1)$ .

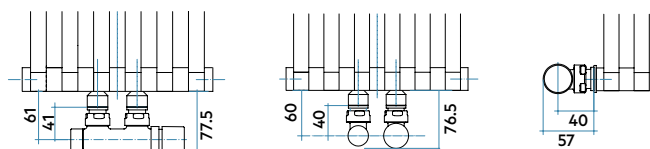
**Bottom Connections (Cod. M82, M84):** For bottom water connections insert an internal flow diverter to the bottom manifold

**Internal Diaphragm (Cod. M80):** Prearrangement for bottom connections with 1/2" welded fittings and internal baffle

**Configured for connection with single-pipe valve:** connection available only for modul and/or double-pipe systems, no monotube valve with loop - (specify water inlet)

**For other connections see page 172**

### Connection dimensions with Irsap valves



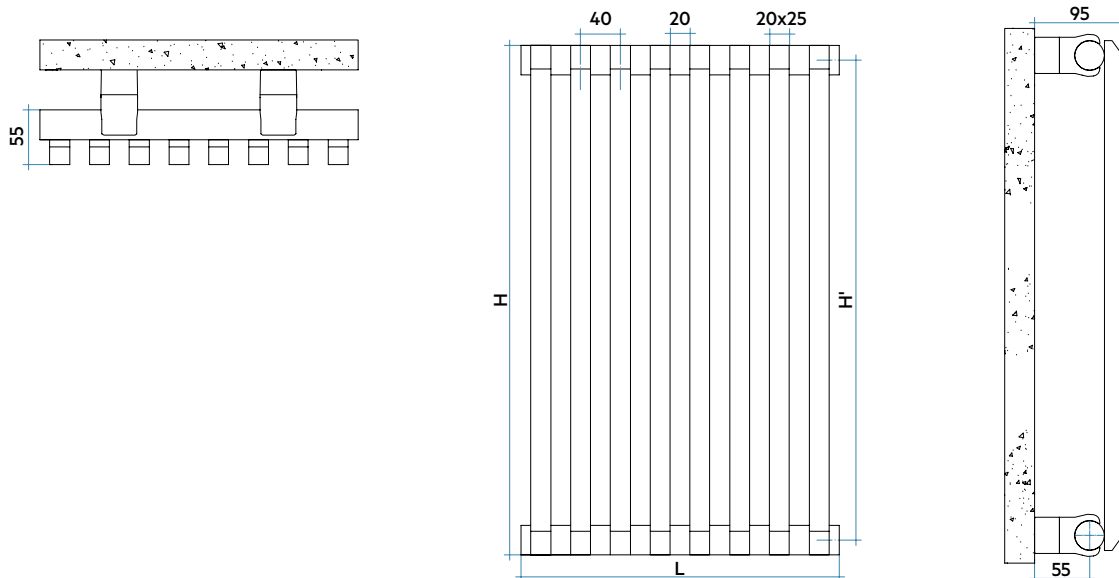
### Key Codes

Height | Number of elements | Packing code | Standard hydraulic code connection. For other connections, see pag. 172

**SX 1 0500 YY 01 IR 01 A** Vertical

Standard White color code.

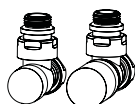
For different color codes see the colors page.



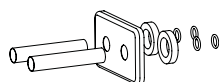
### COMPLETE BATTERY DATA

		HEIGHT (H)													
(L)		500	530	630	650	680	730	830	850	900	1200	1500	1800	2000	
<b>Lenght mm</b>	<b>160</b>														
<i>yy = N° elem.</i>	4	W	109	115	133	137	142	151	169	173	181	235	289	344	382
<b>Lenght mm</b>	<b>240</b>														
<i>yy = N° elem.</i>	6	W	164	172	199	205	213	227	253	259	272	353	434	517	573
<b>Lenght mm</b>	<b>320</b>														
<i>yy = N° elem.</i>	8	W	218	229	266	273	284	302	338	345	363	470	578	689	764
<b>Lenght mm</b>	<b>400</b>														
<i>yy = N° elem.</i>	10	W	273	287	332	342	355	378	422	431	454	588	723	861	955
<b>Lenght mm</b>	<b>480</b>														
<i>yy = N° elem.</i>	12	W	327	344	399	410	426	453	507	518	544	705	868	1033	1146
<b>Lenght mm</b>	<b>560</b>														
<i>yy = N° elem.</i>	14	W	382	402	465	478	497	529	591	604	635	823	1012	1206	1337
<b>Lenght mm</b>	<b>640</b>														
<i>yy = N° elem.</i>	16	W	437	459	532	546	568	604	676	690	726	940	1157	1378	1528
<b>Lenght mm</b>	<b>720</b>														
<i>yy = N° elem.</i>	18	W	491	516	598	615	639	680	760	776	817	1058	1302	1550	1719
<b>Lenght mm</b>	<b>800</b>														
<i>yy = N° elem.</i>	20	W	546	574	665	683	710	755	845	863	907	1175	1446	1722	1910
<b>Lenght mm</b>	<b>880</b>														
<i>yy = N° elem.</i>	22	W	600	631	731	751	781	831	929	949	998	1293	1591	1894	2101
<b>Lenght mm</b>	<b>960</b>														
<i>yy = N° elem.</i>	24	W	655	688	798	820	852	906	1014	1035	1089	1410	1735	2067	2292
<b>Lenght mm</b>	<b>1040</b>														
<i>yy = N° elem.</i>	26	W	710	746	864	888	923	982	1098	1121	1180	1528	1880	2239	2483
<b>Lenght mm</b>	<b>1120</b>														
<i>yy = N° elem.</i>	28	W	764	803	931	956	994	1057	1183	1208	1270	1646	2025	2411	2674
<b>Lenght mm</b>	<b>1200</b>														
<i>yy = N° elem.</i>	30	W	819	860	997	1025	1065	1133	1267	1294	1361	1763	2169	2583	2865
<b>Lenght mm</b>	<b>1280</b>														
<i>yy = N° elem.</i>	32	W	873	918	1064	1093	1136	1208	1352	1380	1452	1881	2314	2756	3056
<b>Lenght mm</b>	<b>1360</b>														
<i>yy = N° elem.</i>	34	W	928	975	1130	1161	1207	1284	1436	1466	1543	1998	2459	2928	3247
<b>Lenght mm</b>	<b>1440</b>														
<i>yy = N° elem.</i>	36	W	982	1032	1197	1229	1278	1359	1521	1553	1633	2116	2603	3100	
<b>Lenght mm</b>	<b>1520</b>														
<i>yy = N° elem.</i>	38	W	1037	1090	1263	1298	1349	1435	1605	1639	1724	2233	2748	3272	
<b>Lenght mm</b>	<b>1600</b>														
<i>yy = N° elem.</i>	40	W	1092	1147	1330	1366	1420	1510	1690	1725	1815	2351	2892		

### Decorative & Technical Accessories



Kit Valves and  
Lockshield valve  
Pag. 562



Pipe cover kit  
Pag. 566

