



**CONTROL  
PANEL COLOUR**

Check the current palette  
of available radiator colours



# ELECTRIC CONVECTOR VOLTAN



## THE TERMA SMART WI-FI SYSTEM:

- an innovative interior heating system with a self-learning control algorithm,
- the possibility of creating an individual configuration based on three types of devices and two types of sensors,
- a set of tools facilitating conscious energy management and savings, such as predefined system operation modes, individual schedules or window opening control,
- active adjustment of operating parameters to weather conditions,
- intelligent reduction of the temperature in an empty house and raising it when residents return home;
- possibility of remote control over the system operation via the Internet,
- Child lock function (parental control) for all devices,
- no need to install an expensive module for communication between devices.

## FUNCTIONALITY AND DESIGN

The VOLTAN is a state-of-the-art convector electric radiator – easy to use, efficient, and at the same time adhering very close to the wall and blending into the background. The radiator is equipped with a low-temperature 1000 or 2000 W heat exchanger and an advanced controller with a self-learning control algorithm.

The control panel on the device allows basic adjustments, whereas remote control and additional system functionalities are available through the free Terma SMART control application. The device works with window sensors and an additional temperature and humidity sensor from the SMART series.

## FEATURES AND BENEFITS

- High power output in spite of a very slim housing
- Inspiring, original and functional design
- Advanced functions: intensive heating, SMART location, work scheduling and others

## FITTINGS

- Mounting kit

## TECHNICAL DATA

Power supply: 230 V / 50 Hz

Connection type: P (Straight cable without plug)\* / W (Straight cable with plug)\*  
(type of power cord)

IP code [IP]: IPx24

Temperature measurement: room temperature

Safety Class: Class II

\* device intended for permanent connection to the mains

## CODE CONFIGURATION TABLE

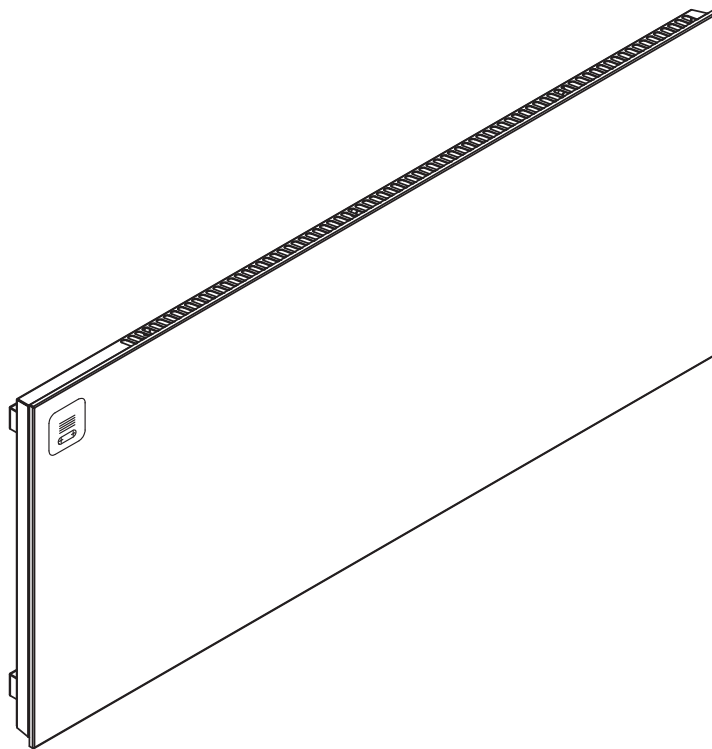
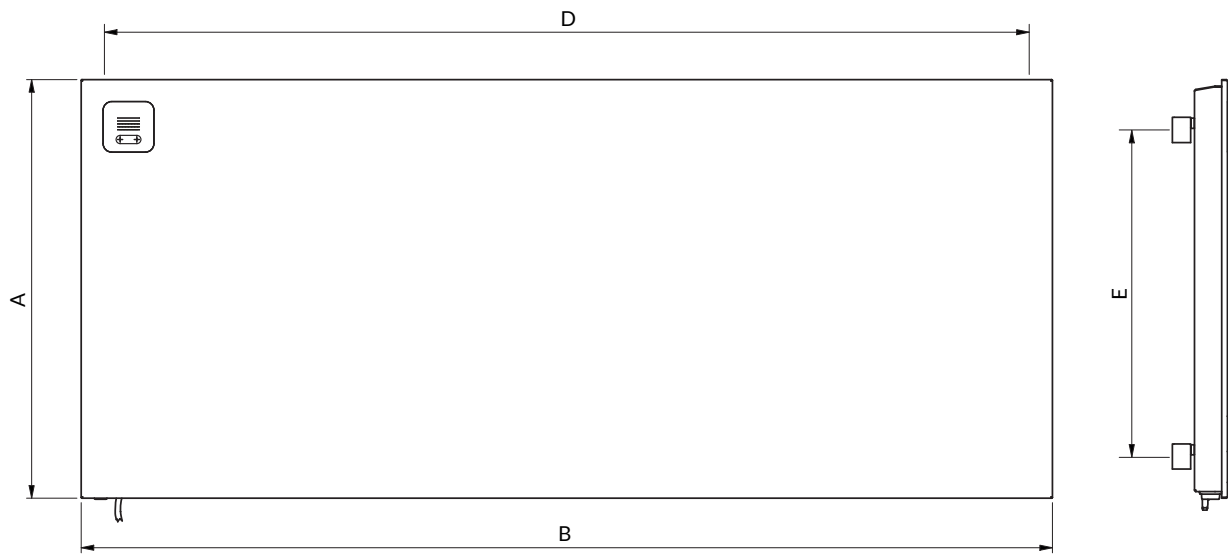
### VOLTAN CONVECTOR RADIATOR

model	A [mm]	B [mm]	Power output	D [mm]	E [mm]	Product code <small>(add configuration code)</small>
VOLTAN 1kW	500	660	1000W	390	590	WKVTN050066 ...
VOLTAN 2kW	500	1160	2000W	390	1090	WKVTN050116 ...

A – Height B – Width D – Horizontal distance between mounting bracket centres E – Vertical distance between mounting brackets

packaging	packaging code	radiator colour	radiator colour code	control panel and power supply location	control panel and power supply location code	cable type	cable type code	additional protective coating	additional protective coating code	Control panel (and powerable) colour	control panel code
cardboard box	K	White	916	Left	E1	Straight cable with plug	W	Epoxy	E	White	1
		Black	9M5	Right	E8	Straight cable without plug	P	no coating	X	Black	2

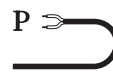
TECHNICAL DRAWING



Straight cable with plug



Straight cable without plug



A – Height B – Width D – Horizontal distance between mounting bracket centres E – Vertical distance between mounting brackets



**SAMPLE ORDER CODE:**

**WK|VTN|050|066 K|9M5|E1|W|X|2**

- WK** – product group
- VTN** – model code
- 050** – height code (500 mm)
- 066** – width code (660 mm)
- K** – packaging code (cardboard box)
- 9M5** – colour code (RAL 9005 Matt)
- E1** – Connection type (left-hand version)
- W** – Cable code (straight cable with plug)
- X** – additional protective coating code (none)
- 2** – control panel code (black control panel)





# TERMA SMART

## TAILOR-MADE APPLICATION

Allows the comfort of remote management of each Terma Smart wi-fi heating device.

Makes it easier to manage home by dividing it into heating zones and setting separate system operating parameters for each of them.

Provides measurable economic benefits through easy optimization of energy consumption for heating the house. Helps to maintain high thermal comfort at all times by means of work schedules adjusted to individual needs.

Allows easy monitoring of the operation of devices throughout the home.

Allows easy monitoring of the costs generated by the system.

Allows the integration of any number of heating devices, which makes it a perfect room temperature management system in flats and apartments.

## SAFETY AND SMART OPTION

User safety is ensured by drivers based on temperature control algorithms, and each heating device has a type-specific thermal protection to prevent overheating. The AntiFrost protection function and the (optional) window opening sensor remain active in the background.

The self-learning Early Start function and the three operating modes (Comfort, Balanced and Economic) support the individual preferences of the user. The SMART location function reduces the temperature in each room whenever all the inhabitants leave the house.