

# Tune VWD E



colour included  
in the price



**Tune VWD E** 1800↓ × 490↔ E1  
kolor: Antique Copper

MOA IR heating element, chrome



# Tune VWD E

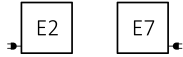


colour included  
in the price

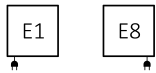
Projekt : *Terma*

## Standard connections::

A  $\updownarrow$  600:



A  $\updownarrow$  1800:



## Specification:



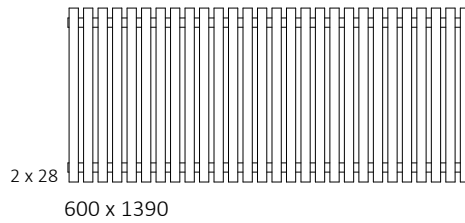
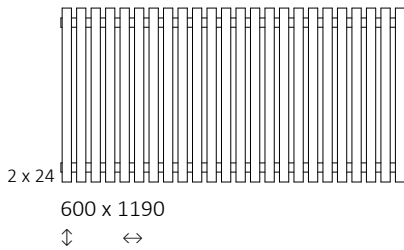
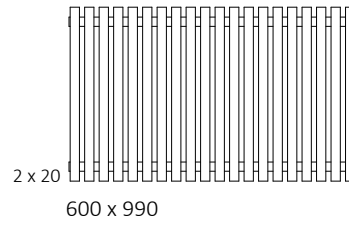
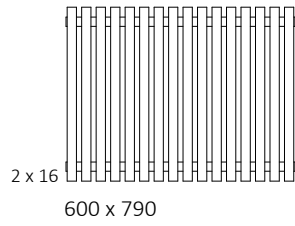
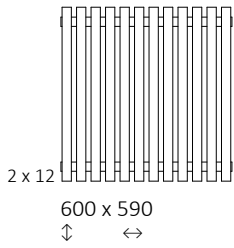
A $\updownarrow$ [mm]	B $\leftrightarrow$ [mm]	 [W]	D [mm]	E [mm]	F [mm]	 [dm <sup>3</sup> ]	 [kg]	Product code <small>Configuration code p. 7</small>
600	590	800	550	500	50	10,72	24,39	WLTUV060059
600	790	1000	750	500	50	14,30	32,50	WLTUV060079
600	990	1200	950	500	50	17,87	40,60	WLTUV060099
600	1190	1500	1150	500	50	21,45	48,71	WLTUV060119
600	1390	1500	1350	500	50	25,03	56,82	WLTUV060139
1800	290	1000	250	1600	50	15,26	34,07	WLTUV180029
1800	490	1500	450	1600	50	25,44	56,67	WLTUV180049

# Tune VWD E



colour included  
in the price

## Available sizes:



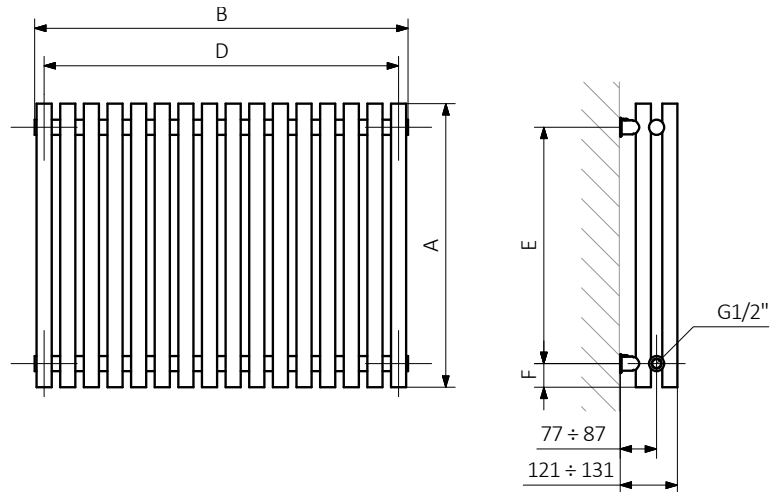
# Tune VWD E



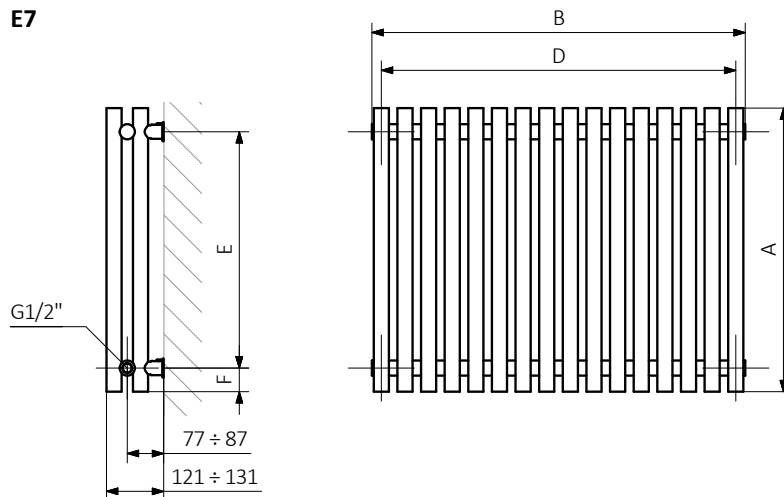
colour included  
in the price

Technical drawing:

**E2**

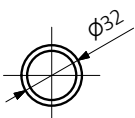


**E7**



A – Height B – Width C1-C5 – Distance between pipe centres D – Horizontal distance between mounting bracket centres  
E – Vertical distance between mounting brackets F – Distance between a mounting bracket and the bottom of the radiator

**Collector:**

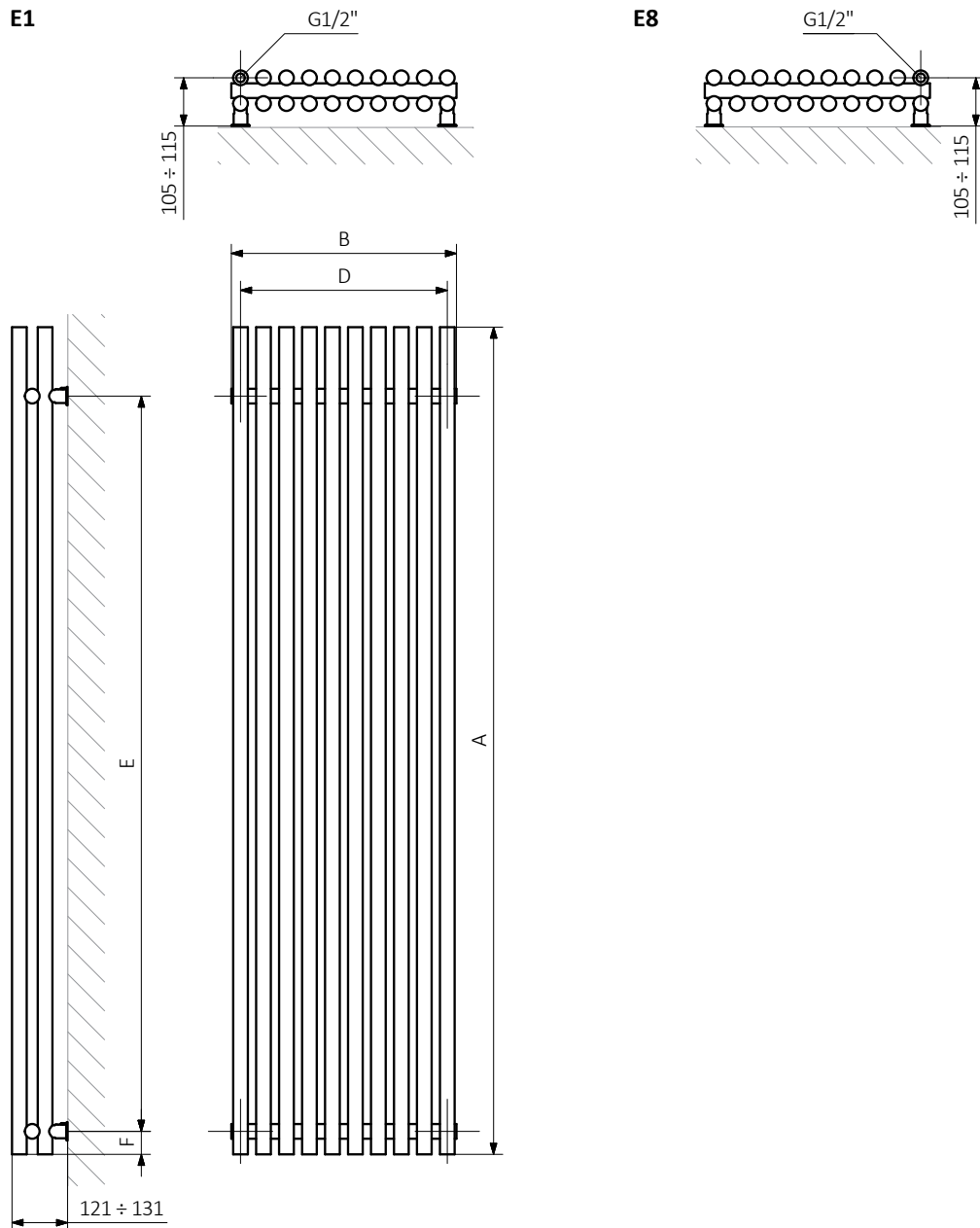


# Tune VWD E



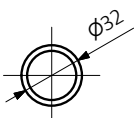
colour included  
in the price

## Technical drawing:



A – Height B – Width C1-C5 – Distance between pipe centres D – Horizontal distance between mounting bracket centres  
E – Vertical distance between mounting brackets F – Distance between a mounting bracket and the bottom of the radiator

Collecot:





colour included  
in the price

In the table with technical data, the last column lists product codes. When placing an order, please remember to quote the product code followed by the configuration code as shown in the diagram below:

## Construction of electric heater configuration code:

WLTUV060059

K916E1MOAM

PRODUCT CODE  
(located in the table for the product)

CONFIGURATION CODE  
(supplemented by hand)

### Example Configuration

**K** **916** **E1** **MOA** **M**

Package code   Colour code   Connection code   Heating element code   Type of heating element cable code  
*K - carton box*

## Epoxy primer

**E** – Code of epoxy primer is an extra processes.

WLTUV060059 K916E1 **E** — Extra processes or additions code

# Tune VWD E



colour included  
in the price

## Legend



Radiator available in a "water" version.



Radiator suitable for dual fuel connection. Electric heating element can be installed.



Radiator available in electric only version. It comes prefilled with a 'heating medium' and equipped with a heating element. All tested and ready to use.



Connection types dedicated for this radiator. The icon shows the flow and return connections for the radiator as well as the thermostatic valve and heating element position if applicable.



Suggested heating element power output for electric and dual fuel versions.



Weight.



Capacity.



Available in chrome finish.



No additional payment for a color.