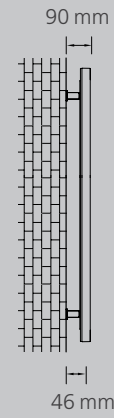


INOX LUCIDO SPECCHIO S




INOX
stainless
inoxydable
inoxidable
rostfrei



INOX LUCIDO SPECCHIO D



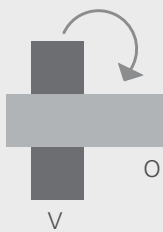
INOX
stainless
inoxydable
inoxidable
rostfrei



S

H	L	WATT
920	420	301
1220	420	402
1420	420	469
1820	420	603
2020	420	670
2220	420	737
920	520	377
1220	520	502
1420	520	587
1820	520	755
2020	520	838
2220	520	1106
920	620	452
1220	620	603
1420	620	713
1820	620	905
2020	620	1010
2220	620	1160

Installabile in / Installable in:
Installable dans / Instalable en
Installierbar in:

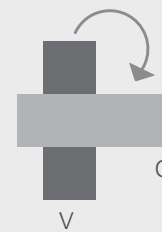


Scheda tecnica p. 42/43
Technical draw
Fiche technique
Ficha tecnica
Technisches Datenblatt

D

H	L	WATT
930	430	472
1230	430	630
1430	430	735
1830	430	945
2030	430	1050
2230	430	1445
930	530	590
1230	530	787
1430	530	920
1830	530	1182
2030	530	1310
2230	530	1556
930	630	704
1230	630	945
1430	630	1102
1830	630	1418
2030	630	1577
2230	630	1738

Installabile in / Installable in:
Installable dans / Instalable en
Installierbar in:



Scheda tecnica p. 42/43
Technical draw
Fiche technique
Ficha tecnica
Technisches Datenblatt