


City One



colour included
in the price



City One 1590↑ × 600↔ S8
colour: RAL 6019

Angled integrated thermostatic valve set with immersion tube, left, chrome
Integrated pipe-masking set, chrome
ONE heating element



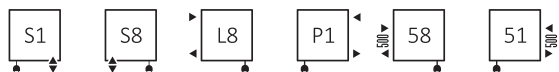
TERMA
SINCE 1990



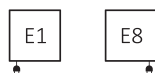


colour included
in the price


Standard connections:



Electric radiators:



Technical drawing:



Electrical specification:

Power supply:	230 V / 50 Hz
Device protection class:	Class I
Ingress protection [IP]:	IPx5

Specifications:

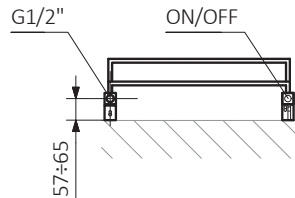
Working pressure: 1000 kPa Maximum operating temperature: 82°C

A ↓ [mm]	B ↔ [mm]	C3 [mm]	C5 [mm]	75/65/20°C [W]	55/45/20°C [W]	☺ [W]	D [mm]	E [mm]	F [mm]	H [dm³]	📦 [kg]	Product Code <small>configuration code p. 6</small>
780	500	740	500	455	245	400	470	630	75	2,74	10,12	WZCIN078050
780	600	740	500	541	291	600	570	630	75	3,06	11,63	WZCIN078060
1050	500	1010	500	600	323	600	470	900	75	3,72	13,64	WZCIN105050
1050	600	1010	500	714	384	800	570	900	75	4,16	15,69	WZCIN105060
1320	500	1280	500	739	397	800	470	1170	75	4,71	17,17	WZCIN132050
1320	600	1280	500	879	473	800	570	1170	75	5,25	19,76	WZCIN132060
1590	500	1550	500	887	476	800	470	1440	75	5,59	20,26	WZCIN159050
1590	600	1550	500	1055	566	1000	570	1440	75	6,23	23,30	WZCIN159060
1860	500	1820	500	1032	553	1000	470	1710	75	6,67	24,29	WZCIN186050

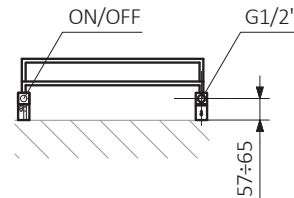


colour included
in the price

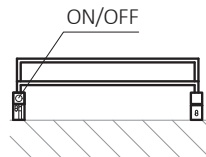
S8



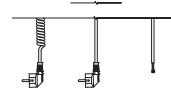
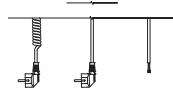
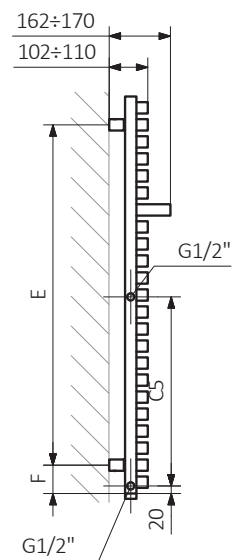
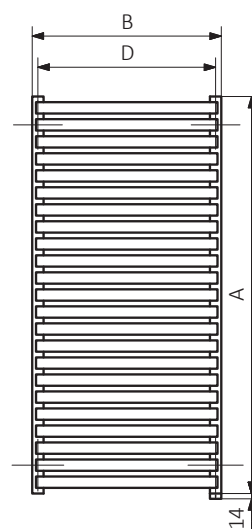
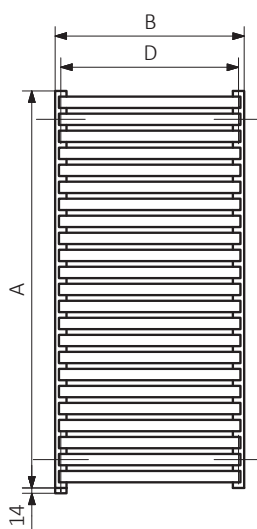
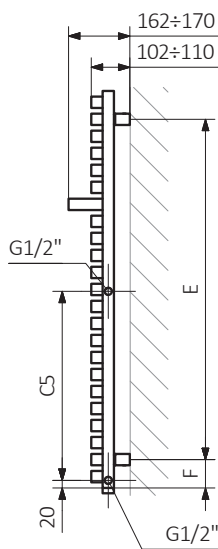
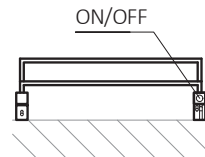
S1



51



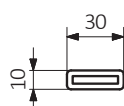
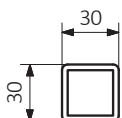
58



A – Height B – Width C1-C5 – Distance between pipe centres D – Horizontal distance between mounting bracket centres
E – Vertical distance between mounting brackets F – Distance between a mounting bracket and the bottom of the radiator

Collector:

Pipe:

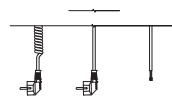
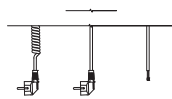
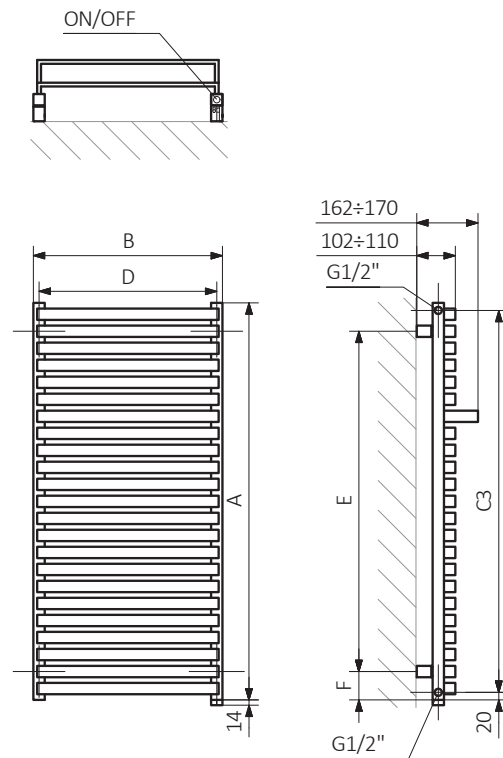
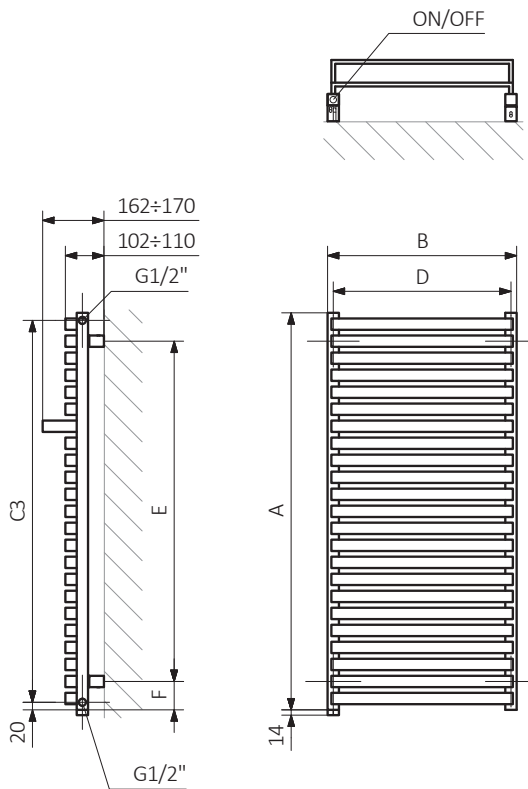




colour included
in the price

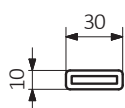
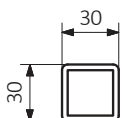
P1

L8



A – Height B – Width C1-C5 – Distance between pipe centres D – Horizontal distance between mounting bracket centres
E – Vertical distance between mounting brackets F – Distance between a mounting bracket and the bottom of the radiator

Collector: Pipe:





In the table with technical data, the last column lists product codes. When placing an order, please remember to quote the product code followed by the configuration code as shown in the diagram below:

The construction of a configuration code of a water radiator with a built-in One heating element:

WZCIN078050

PRODUCT CODE
(located in the table for the product)

K916S1

CONFIGURATION CODE
(supplemented by hand)

Cable Type

W – straight cable with plug
P – straight cable without plug
U – spiral cable with plug

Example Configuration

K 916 S1 P

Package code Plate color code Connection code Cable Type code
K - carton box

Epoxy primer

E – Code of epoxy primer is an extra processes.

WZCIN078050 K916S1 **E** — Extra processes or additions code



Legend



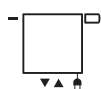
Radiator available in a "water" version.



Radiator suitable for dual fuel connection. Electric heating element can be installed.



Radiator available in electric only version. It comes prefilled with a 'heating medium' and equipped with a heating element. All tested and ready to use.



Connection types dedicated for this radiator. The icon shows the flow and return connections for the radiator as well as the thermostatic valve and heating element position if applicable.



Suggested heating element power output for electric and dual fuel versions.



Weight.



Capacity.



Available in chrome finish.



No additional payment for a color.