

# Case Slim



 Colour included  
in the price



**Case Slim** 1810 $\updownarrow$  x 520 $\leftrightarrow$  ZX  
colour: RAL 6004

Integrated thermostatic valve, angled, right, Chrome  
SLIM thermostatic head, Chrome  
Integrated pipe-masking set, Chrome  
Case Slim towel rail, Chrome



# Case Slim



 Colour included  
in the price



**GLASS**



**MIRROR**



**CONCRETE**

The outer shell of the Case Slim is available in 249 different colours (including RAL, special finishes and Concrete). The concrete finish, due to its hand application, has a unique structure. The glass finish is available in RAL colours (excluding metallic and fluorescent colours – more details on Terma website) as well as manufacturers image selection or your own graphics.


All glass and mirror radiators can be used as a blackboard when using a special marker that comes with the radiator. If using your own marker, please make sure that it is washable and suitable to use on glass.

# Case Slim



Colour included  
in the price

Suggested image selection\*.\*:



34




38



52



72



78



93



86



109

\* Selection available for glass finish. Current selection available on manufacturer's website. If you want to design your own Case Slim, please contact your supplier.



Vertical radiator graphics



Horizontal radiator graphics

# Case Slim



Colour included  
in the price

## Standard connections:

A ↓ 585÷1810:



A ↓ 585:



A ↓ 1360÷1810:



Electric radiators:

A ↓ 1360÷1810:



## Optional connections:

A ↓ 585÷1810:

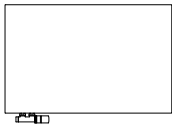


Case Slim towel rail.

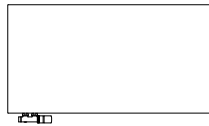
The first hanger is available at a bonus price of 1 EUR! The offer is valid only if you specify the hanger code in your radiator order.



## Available sizes:



585 x 900  
↓ ↔



585 x 1100



585 x 1300


**Note:** Case Slim radiators with height A ↓ 585: are available only in the water version.



1360 x 420  
↓ ↔



1360 x 520




1360 x 620



1585 x 420




1585 x 520




1585 x 620



1810 x 420  
↓ ↔



1810 x 520



1810 x 620

# Case Slim





 Colour included  
in the price

## Specifications:

Working pressure: 800 kPa



Maximum operating temperature: 95°C

A ↓	B ↔	C1 [mm]	75/65/20°C [W]	55/45/20°C [W]	 [W]	D [mm]	E [mm]	F [mm]	H [dm³]	 [kg]	Product Code <small>(configuration s. 9)</small>
<b>Metal</b>											
585	900	50	438	229	-	650	415	30	3,93	25,98	WGCSS058090
585	1100	50	536	281	-	850	415	30	4,69	32,76	WGCSS058110
585	1300	50	634	332	-	1050	415	30	5,44	38,41	WGCSS058130
1360	420	50	422	219	400	170	1190	30	5,26	30,12	WGCSS136042
1360	520	50	523	271	600	270	1190	30	6,23	36,67	WGCSS136052
1360	620	50	624	324	600	370	1190	30	7,19	43,21	WGCSS136062
1585	420	50	470	243	400	170	1415	30	6,18	34,92	WGCSS158042
1585	520	50	580	300	600	270	1415	30	7,31	42,56	WGCSS158052
1585	620	50	693	358	800	370	1415	30	8,45	50,19	WGCSS158062
1810	420	50	516	266	600	170	1640	30	7,09	39,73	WGCSS181042
1810	520	50	639	330	600	270	1640	30	8,40	48,44	WGCSS181052
1810	620	50	762	393	800	370	1640	30	9,70	57,16	WGCSS181062
<b>Glass</b>											
585	900	50	438	229	-	650	415	30	3,93	32,59	WGCSG058090
585	1100	50	536	281	-	850	415	30	4,69	39,37	WGCSG058110
585	1300	50	634	332	-	1050	415	30	5,44	46,16	WGCSG058130
1360	420	50	422	219	400	170	1190	30	5,26	37,23	WGCSG136042
1360	520	50	523	271	600	270	1190	30	6,23	45,49	WGCSG136052
1360	620	50	624	324	600	370	1190	30	7,19	53,81	WGCSG136062
1585	420	50	470	243	400	170	1415	30	6,18	43,29	WGCSG158042
1585	520	50	580	300	600	270	1415	30	7,31	52,91	WGCSG158052
1585	620	50	693	358	800	370	1415	30	8,45	62,52	WGCSG158062
1810	420	50	516	266	600	170	1640	30	7,09	49,27	WGCSG181042
1810	520	50	639	330	600	270	1640	30	8,40	60,25	WGCSG181052
1810	620	50	762	393	800	370	1640	30	9,70	71,23	WGCSG181062
<b>Mirror</b>											
585	900	50	438	229	-	650	415	30	3,93	32,59	WGCSM058090
585	1100	50	536	281	-	850	415	30	4,69	39,37	WGCSM058110
585	1300	50	634	332	-	1050	415	30	5,44	46,16	WGCSM058130
1360	420	50	422	219	400	170	1190	30	5,26	37,23	WGCSM136042
1360	520	50	523	271	600	270	1190	30	6,23	45,49	WGCSM136052
1360	620	50	624	324	600	370	1190	30	7,19	53,81	WGCSM136062
1585	420	50	470	243	400	170	1415	30	6,18	43,29	WGCSM158042
1585	520	50	580	300	600	270	1415	30	7,31	52,91	WGCSM158052
1585	620	50	693	358	800	370	1415	30	8,45	62,52	WGCSM158062
1810	420	50	516	266	600	170	1640	30	7,09	49,27	WGCSM181042
1810	520	50	639	330	600	270	1640	30	8,40	60,25	WGCSM181052
1810	620	50	762	393	800	370	1640	30	9,70	71,23	WGCSM181062

# Case Slim



 **Colour included  
in the price**

A ↓	B ↔	C1 [mm]	75/65/20°C [W]	55/45/20°C [W]	 [W]	D [mm]	E [mm]	F [mm]	H [dm <sup>2</sup> ]	 [kg]	Product Code <small>(configuration s. 9)</small>
<b>Graphics</b>											
585	900	50	438	229	-	650	415	30	3,93	32,59	WGCSPO58090
585	1100	50	536	281	-	850	415	30	4,69	39,37	WGCSPO58110
585	1300	50	634	332	-	1050	415	30	5,44	46,16	WGCSPO58130
1360	420	50	422	219	400	170	1190	30	5,26	37,23	WGCSPO136042
1360	520	50	523	271	600	270	1190	30	6,23	45,49	WGCSPO136052
1360	620	50	624	324	600	370	1190	30	7,19	53,81	WGCSPO136062
1585	420	50	470	243	400	170	1415	30	6,18	43,29	WGCSPO158042
1585	520	50	580	300	600	270	1415	30	7,31	52,91	WGCSPO158052
1585	620	50	693	358	800	370	1415	30	8,45	62,52	WGCSPO158062
1810	420	50	516	266	600	170	1640	30	7,09	49,27	WGCSPO181042
1810	520	50	639	330	600	270	1640	30	8,40	60,25	WGCSPO181052
1810	620	50	762	393	800	370	1640	30	9,70	71,23	WGCSPO181062
<b>Concrete</b>											
585	900	50	438	229	-	650	415	30	3,93	27,98	WGCSBO58090
585	1100	50	536	281	-	850	415	30	4,69	33,72	WGCSBO58110
585	1300	50	634	332	-	1050	415	30	5,44	39,46	WGCSBO58130
1360	420	50	422	219	400	170	1190	30	5,26	32,21	WGCSBO136042
1360	520	50	523	271	600	270	1190	30	6,23	39,22	WGCSBO136052
1360	620	50	624	324	600	370	1190	30	7,19	46,29	WGCSBO136062
1585	420	50	470	243	400	170	1415	30	6,18	37,42	WGCSBO158042
1585	520	50	580	300	600	270	1415	30	7,31	45,58	WGCSBO158052
1585	620	50	693	358	800	370	1415	30	8,45	53,73	WGCSBO158062
1810	420	50	516	266	600	170	1640	30	7,09	42,56	WGCSBO181042
1810	520	50	639	330	600	270	1640	30	8,40	51,87	WGCSBO181052
1810	620	50	762	393	800	370	1640	30	9,70	61,17	WGCSBO181062

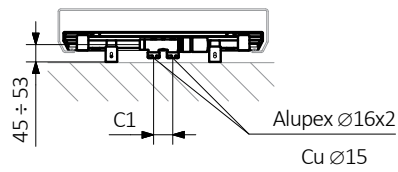
**Price includes:** the radiator is sold with an integrated, angled thermostatic valve, SLIM thermostatic head and adapters for installation (Alupex Ø 16x2 and copper Ø 15). For SX connection, please consult the manufacturer for the best choice of a valve set. All valve components are finished in chrome.

# Case Slim

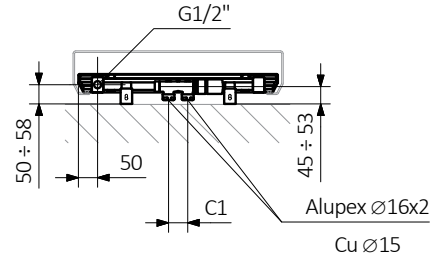


Colour included in the price

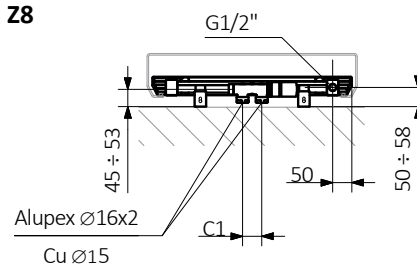
ZX



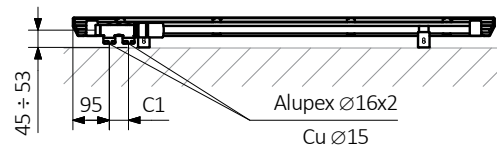
Z1



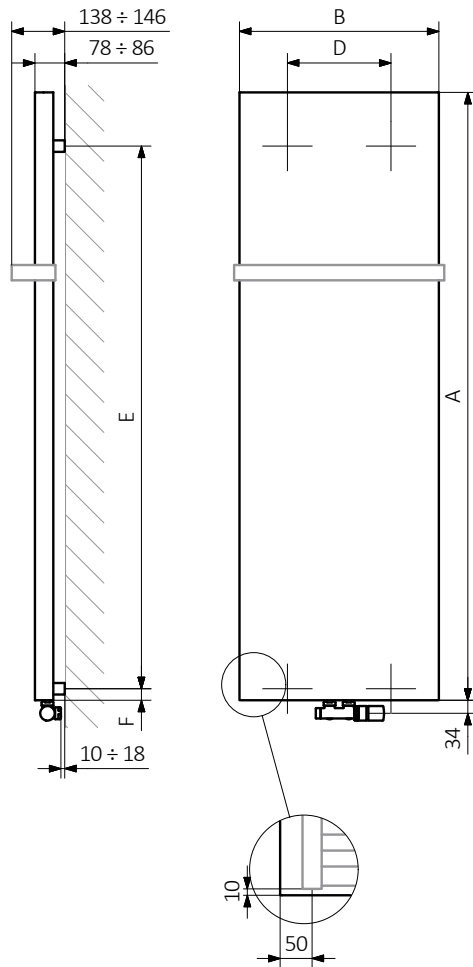
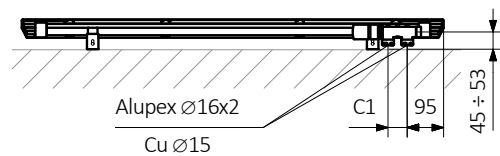
Z8



YL



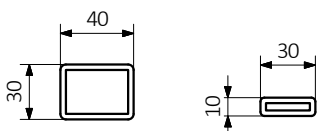
YP



A – Height B – Width C1-C5 – Distance between pipe centres D – Horizontal distance between mounting bracket centres  
E – Vertical distance between mounting brackets F – Distance between a mounting bracket and the bottom of the radiator

Collector:

Pipe:







 **Colour included  
in the price**

Product codes can be found in product data sheet tables. When placing an order, product codes should include the fully completed configuration part. The configuration code part should be placed after the main product code. The main product code and configuration part will appear as shown in the example below:

## The construction of a water and dual fuel radiator product and configuration code:

WGCSP136042

PRODUCT CODE  
(located in the table for the product)

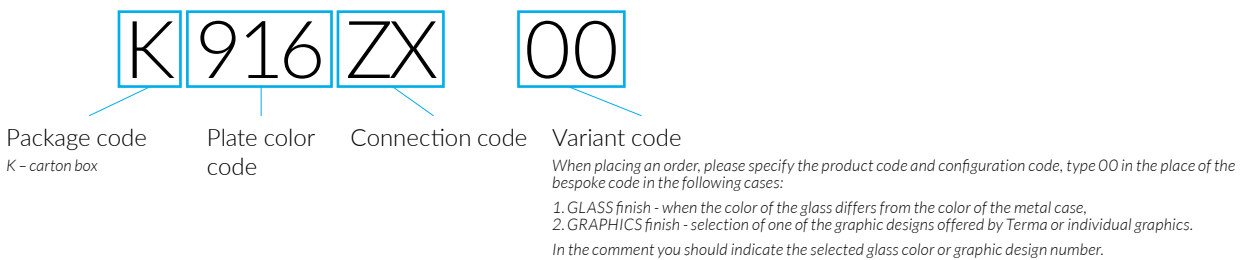
K916ZX

CONIGURATION CODE  
(supplemented by hand)

00

VARIANT CODE  
(supplemented by hand, requires additional description)

### Example Configuration



## Structure of configuration code for electric radiators with a heating medium:

WLCSP136042

PRODUCT CODE  
(located in the table for the product)

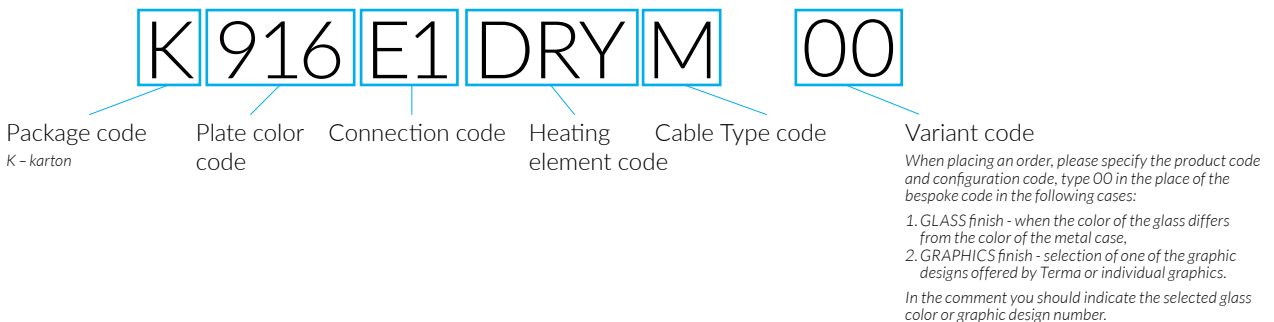
K916E1DRYM

CONIGURATION CODE  
(supplemented by hand)

00

VARIANT CODE  
(supplemented by hand, requires additional description)

### Example Configuration



## Epoxy primery

**E** - Code of epoxy primer is an extra processes.

WGCSP136042 K916ZX **E** - Extra processes or additions code

# Case Slim



 **Colour included  
in the price**

## Legenda



Radiator available in a "water" version.



Radiator suitable for dual fuel connection. Electric heating element can be installed.



Radiator available in electric only version. It comes prefilled with a 'heating medium' and equipped with a heating element. All tested and ready to use.



Connection types dedicated for this radiator. The icon shows the flow and return connections for the radiator as well as the thermostatic valve and heating element position if applicable.



Suggested heating element power output for electric and dual fuel versions.



Weight.



Capacity.



Available in chrome finish.



No additional payment for a color.