

Vipera One



Vipera One 1230↓ × 500↔ S8
colour: Granite

Integrated thermostatic valve, angled, left, chrome
SLIM thermostatic head, chrome
ONE heating element
Integrated pipe-masking set, chrome



TERMA
SINCE 1990

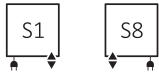


Vipera One

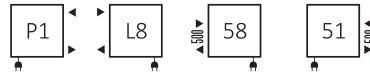


Design : *Terma*

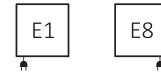
Standard connections:



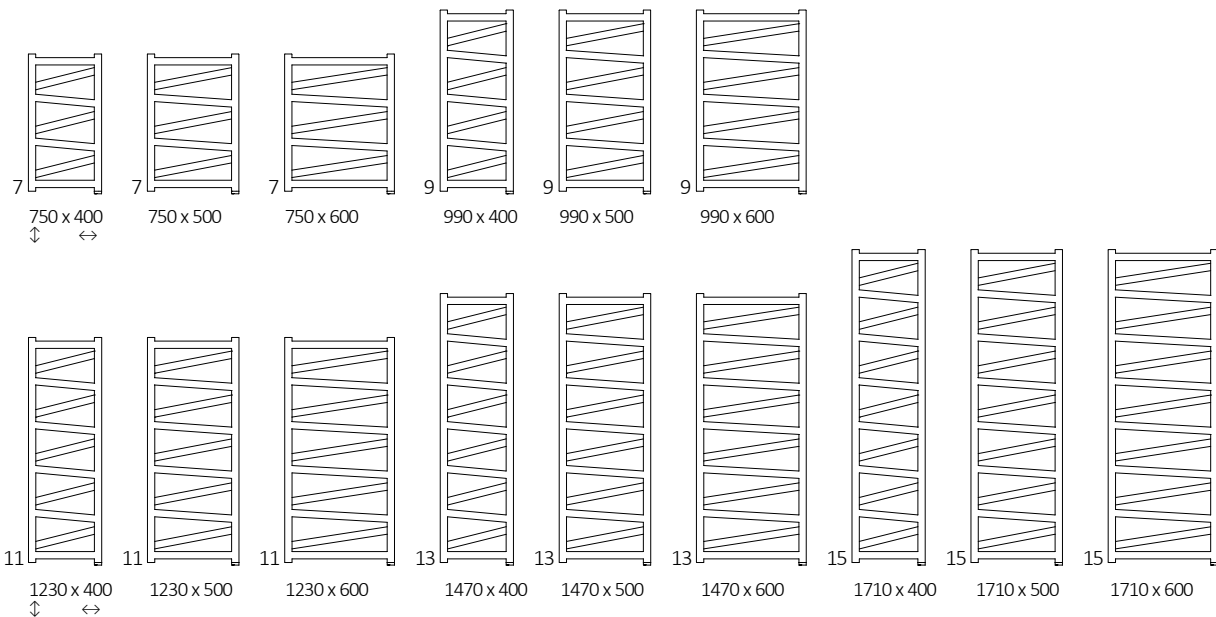
Optional connections:



Electric radiators:



Available sizes:



Specifications:

Working pressure: 800 kPa

Maximum operating temperature: 82°C

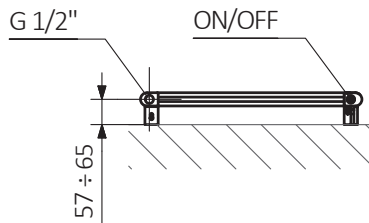
A ↑ [mm]	B ↔ [mm]	C1 [mm]	C2 [mm]	75/65/20°C [W]	55/45/20°C [W]	☺ [W]	D [mm]	E [mm]	F [mm]	☒ [dm ²]	📖 [kg]	Product Code <small>(configuration s. 5)</small>
750	400	50	360	237	129	200	350	610	70	1,97	5,18	WZVPN075040
750	500	50	460	280	153	300	450	610	70	2,14	5,96	WZVPN075050
750	600	50	560	322	176	300	550	610	70	2,32	6,73	WZVPN075060
990	400	50	360	312	169	300	350	850	70	2,58	6,59	WZVPN099040
990	500	50	460	368	200	400	450	850	70	2,81	7,59	WZVPN099050
990	600	50	560	423	230	400	550	850	70	3,04	8,58	WZVPN099060
1230	400	50	360	382	207	400	350	1090	70	3,19	8,00	WZVPN123040
1230	500	50	460	451	244	400	450	1090	70	3,47	9,21	WZVPN123050
1230	600	50	560	519	281	600	550	1090	70	3,75	10,43	WZVPN123060
1470	400	50	360	457	246	400	350	1330	70	3,80	9,41	WZVPN147040
1470	500	50	460	540	291	600	450	1330	70	4,13	10,85	WZVPN147050
1470	600	50	560	622	335	600	550	1330	70	4,46	12,28	WZVPN147060
1710	400	50	360	531	285	600	350	1570	70	4,40	10,82	WZVPN171040
1710	500	50	460	627	337	600	450	1570	70	4,79	12,48	WZVPN171050
1710	600	50	560	722	388	800	550	1570	70	5,17	14,13	WZVPN171060

Vipera One

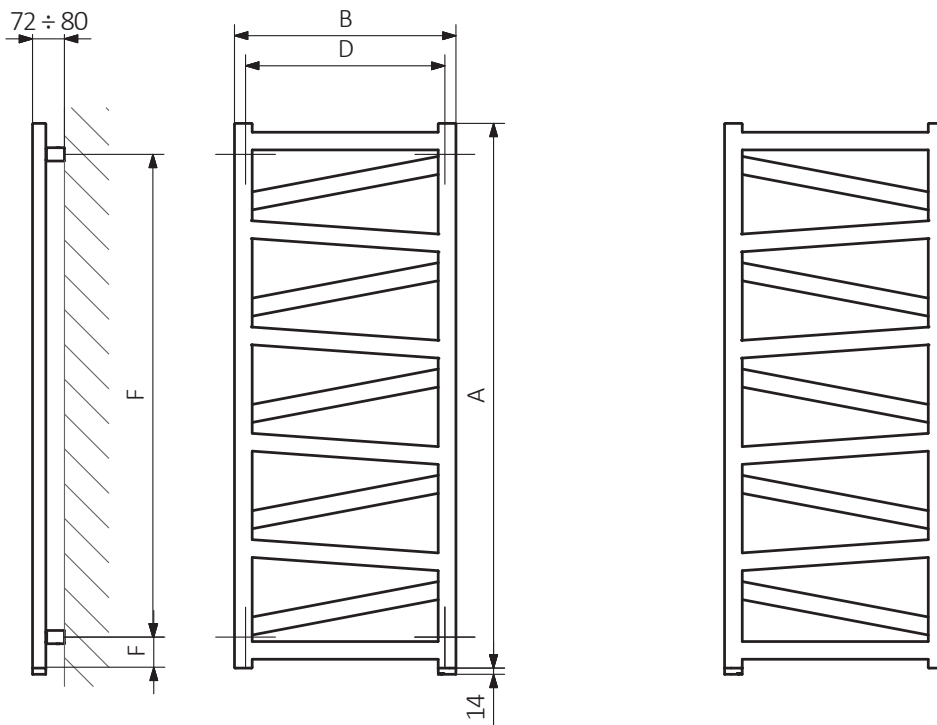
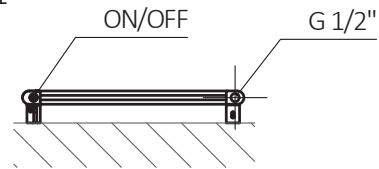


Technical drawing:

S8



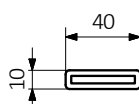
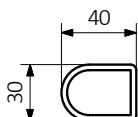
S1



A – Height B – Width C1-C5 – Distance between pipe centres D – Horizontal distance between mounting bracket centres E – Vertical distance between mounting brackets F – Distance between a mounting bracket and the bottom of the radiator

Collector:

Pipe:





Product codes can be found in product data sheet tables. When placing an order, product codes should include the fully completed configuration part. The configuration code part should be placed after the main product code. The main product code and configuration part will appear as shown in the example below:

The construction of a configuration code of a water radiator with a built-in One heating element:

WZVPN075040

PRODUCT CODE
(located in the table for the product)

K916S8

CONIGURATION CODE
(supplemented by hand)

Cable Type

W – straight cable with plug
P – straight cable without plug
U – spiral cable with plug

Example Configuration

K 916 S8

Package code
K – carton box

Plate color
code

Connection code

The Construction of the product and configuration code for a radiator with the built-in heating element ONE:

WWVPN075040

PRODUCT CODE
(located in the table for the product)

K916S8DRYW

CONIGURATION CODE
(supplemented by hand)

Cable Type

W – straight cable with plug
P – straight cable without plug
U – spiral cable with plug

Example Configuration

K 916 S8 DRY W

Package code
K – carton box

Plate color
code

Connection code

Heating
element
code

Cable Type code

Epoxy primery

E – Code of epoxy primer is an extra processes.

WZVPN075040 K916S8 **E** — Extra processes or additions code

Vipera One



Legend



Radiator available in a "water" version.



Radiator suitable for dual fuel connection. Electric heating element can be installed.



Radiator available in electric only version. It comes prefilled with a 'heating medium' and equipped with a heating element. All tested and ready to use.



Connection types dedicated for this radiator. The icon shows the flow and return connections for the radiator as well as the thermostatic valve and heating element position if applicable.



Suggested heating element power output for electric and dual fuel versions.



Weight.



Capacity.



Available in chrome finish.



No additional payment for a color.