


# Nemo



**Nemo** 530↓ × 910↔ SX  
colour: RAL 3020

Integrated thermostatic valve, angled, right, chrome  
SLIM thermostatic head, chrome  
Integrated pipe-masking set, chrome



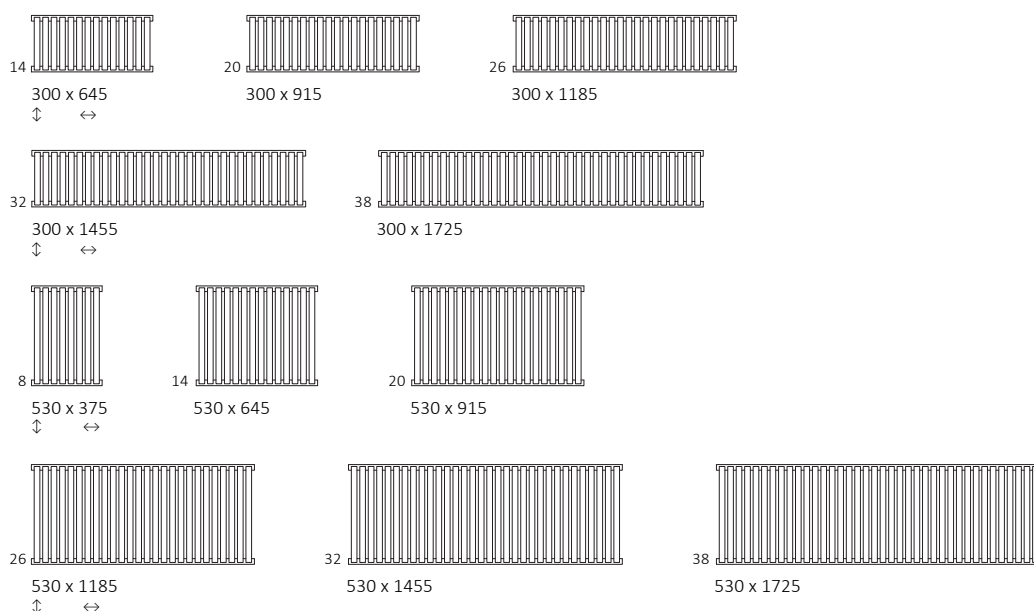
## Connections:



Electric radiators:






## Available sizes:



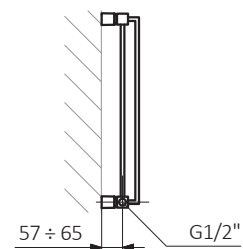
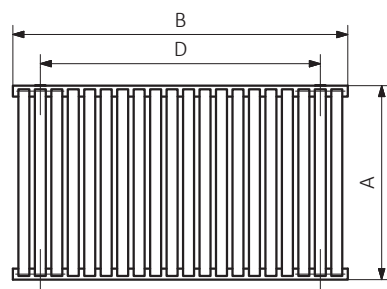
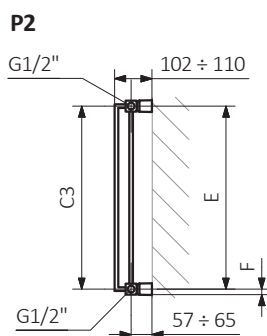
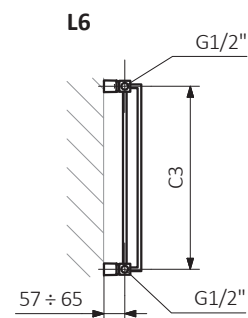
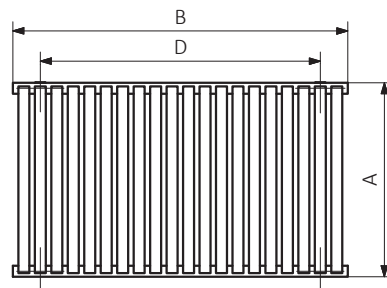
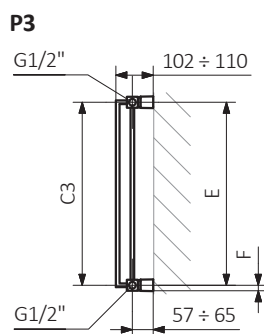
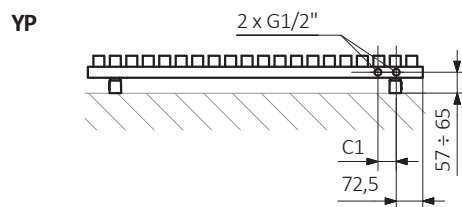
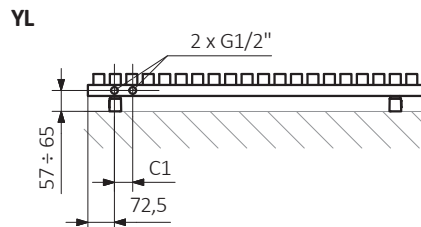
## Specification:

Working pressure: 1000 kPa    Maximum operating temperature: 95°C

A ↓ [mm]	B ↔ [mm]	C1 [mm]	C3 [mm]	75/65/20°C [W]	55/45/20°C [W]	 [W]	D [mm]	E [mm]	F [mm]	 [dm³]	 [kg]	Product code <small>Configuration code p. 4</small>
300	645	50	270	375	199	400	495	270	15	2,42	8,72	WGNEM030064
300	915	50	270	533	282	600	765	270	15	3,45	12,42	WGNEM030091
300	1185	50	270	690	365	800	1035	270	15	4,48	16,13	WGNEM030118
300	1455	50	270	847	448	800	1305	270	15	5,51	19,83	WGNEM030145
300	1725	50	270	1004	532	1000	1575	270	15	6,54	23,55	WGNEM030172
530	375	50	500	364	190	400	225	500	15	2,09	8,34	WGNEM053037
530	645	50	500	626	327	600	495	500	15	3,64	14,50	WGNEM053064
530	915	50	500	888	464	800	765	500	15	5,19	20,67	WGNEM053091
530	1185	50	500	1150	600	1200	1035	500	15	6,74	26,85	WGNEM053118
530	1455	50	500	1412	737	1500	1305	500	15	8,29	33,03	WGNEM053145
530	1725	50	500	1675	875	1500	1575	500	15	9,84	39,22	WGNEM053172



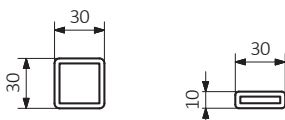
## Technical drawing:



A – Height B – Width C1-C5 – Distance between pipe centres D – Horizontal distance between mounting bracket centres  
E – Vertical distance between mounting brackets F – Distance between a mounting bracket and the bottom of the radiator

**Collector:**

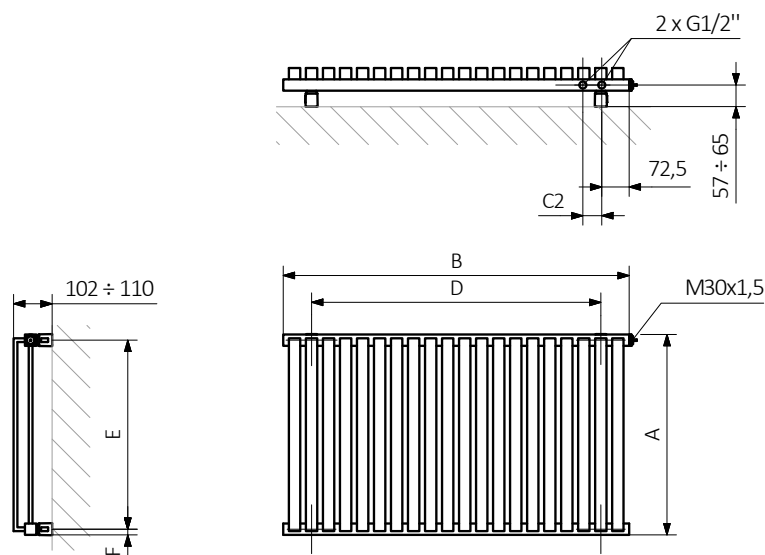
**Pipe:**



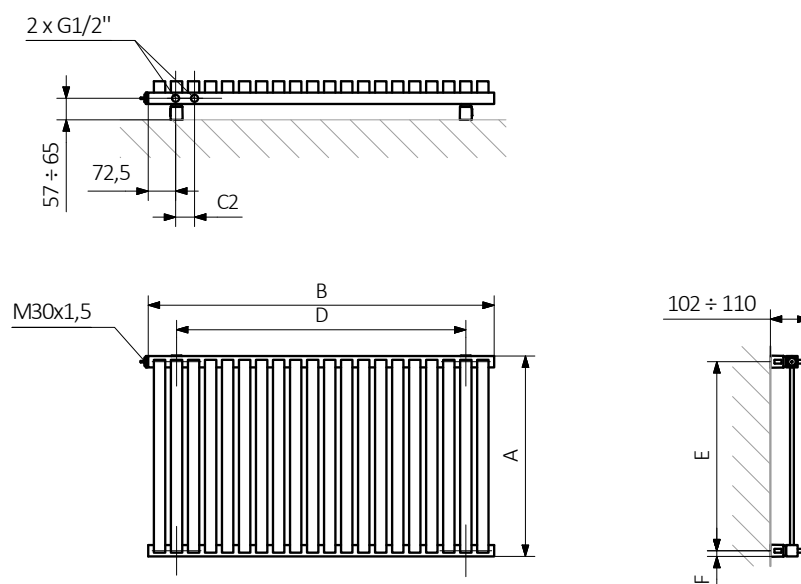


## Technical drawing:

VP



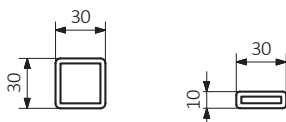
VL



A – Height B – Width C1-C5 – Distance between pipe centres D – Horizontal distance between mounting bracket centres  
E – Vertical distance between mounting brackets F – Distance between a mounting bracket and the bottom of the radiator

**Collector:**

**Pipe:**





Product codes can be found in product data sheet tables. The codes provide some basic information about the product while a partially filled configuration code contains complementary information about the detailed specifications. When placing an order, product codes should include the fully completed configuration part. The configuration code part should be placed after the main product code. The main product code and configuration part will appear as shown in the example below:

## The construction of a water and dual fuel radiator product and configuration code:

WGNEM030064

PRODUCT CODE  
(located in the table for the product)

K916YL

CONFIGURATION CODE  
(supplemented by hand)

### Example Configuration

**K 916 YL**

Package code  
*K - carton box*

Colour code

Connection code

## Construction of electric heater configuration code:

WLNEM030064

PRODUCT CODE  
(located in the table for the product)

K916E2DRYW

CONFIGURATION CODE  
(supplemented by hand)

### Example Configuration

**K 916 E2 DRY W**

Package code  
*K - carton box*

Colour code

Connection code

Heating element code

Type of heating element cable code

## Epoxy primer

**E** – Code of epoxy primer is an extra processes.

WGNEM030064 K916YL **E** — Extra processes or additions code



## Legend



Radiator available in a "water" version.



Radiator suitable for dual fuel connection. Electric heating element can be installed.



Radiator available in electric only version. It comes prefilled with a 'heating medium' and equipped with a heating element. All tested and ready to use.



Connection types dedicated for this radiator. The icon shows the flow and return connections for the radiator as well as the thermostatic valve and heating element position if applicable.



Suggested heating element power output for electric and dual fuel versions.



Weight.



Capacity.



Available in chrome finish.