


# Michelle



**Michelle** 1620↓ × 500↔ YL  
colour: chrom, masking colour: Metallic Red

Integrated thermostatic valve, angled, left, chrome  
SLIM thermostatic head, chrome  
Integrated pipe-masking set, chrome

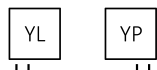


**TERMA**  
SINCE 1930

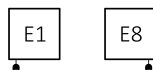


Design: *Terma*

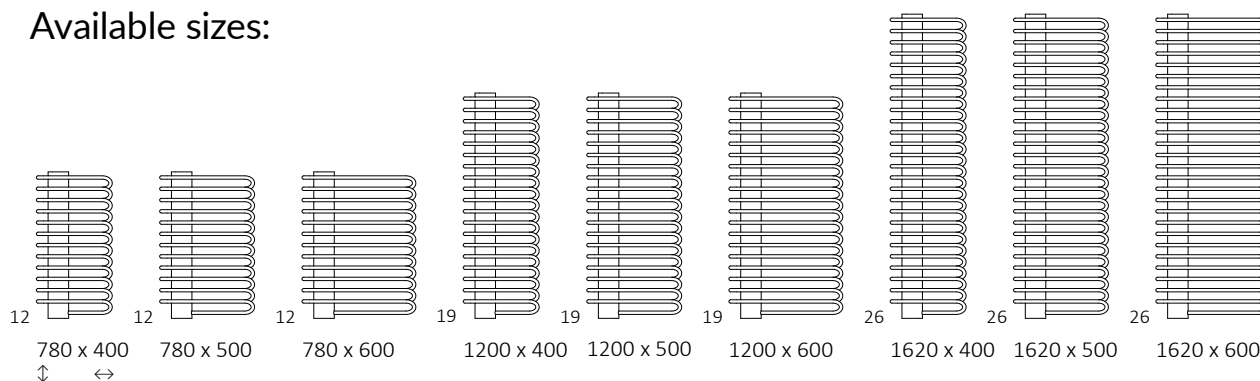
## Standard connections:



Electric radiators:






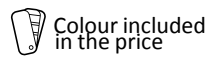
## Available sizes:



## Specifications:

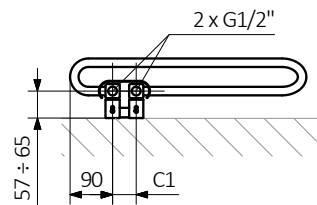
Working pressure: 800 kPa    Maximum operating temperature: 95°C

A ↓ [mm]	B ↔ [mm]	C1 [mm]	75/65/20°C [W]	55/45/20°C [W]	 [W]	D [mm]	E [mm]	F [mm]	 [dm³]	 [kg]	Product Code <small>(configuration s. 5)</small>
<b>Powder coating</b>											
780	400	50	365	196	400	50	600	90	2,84	11,51	WGMIC078040
780	500	50	455	244	400	50	600	90	3,29	12,80	WGMIC078050
780	600	50	533	286	600	50	600	90	3,75	14,10	WGMIC078060
1200	400	50	580	310	600	50	1020	90	4,46	18,03	WGMIC120040
1200	500	50	721	386	800	50	1020	90	5,18	20,07	WGMIC120050
1200	600	50	845	452	800	50	1020	90	5,90	22,13	WGMIC120060
1620	400	50	805	429	800	50	1440	90	6,10	24,59	WGMIC162040
1620	500	50	1000	533	1000	50	1440	90	7,08	27,40	WGMIC162050
1620	600	50	1172	624	1200	50	1440	90	8,06	30,20	WGMIC162060
<b>Plated finishes</b>											
780	400	50	256	130	300	50	600	90	2,84	11,23	WGMIC078040
780	500	50	319	162	300	50	600	90	3,29	12,47	WGMIC078050
780	600	50	373	190	400	50	600	90	3,75	13,71	WGMIC078060
1200	400	50	406	207	400	50	1020	90	4,46	17,59	WGMIC120040
1200	500	50	505	257	600	50	1020	90	5,18	19,55	WGMIC120050
1200	600	50	592	302	600	50	1020	90	5,90	21,52	WGMIC120060
1620	400	50	564	287	600	50	1440	90	6,10	23,99	WGMIC162040
1620	500	50	700	357	800	50	1440	90	7,08	26,68	WGMIC162050
1620	600	50	820	418	800	50	1440	90	8,06	29,37	WGMIC162060

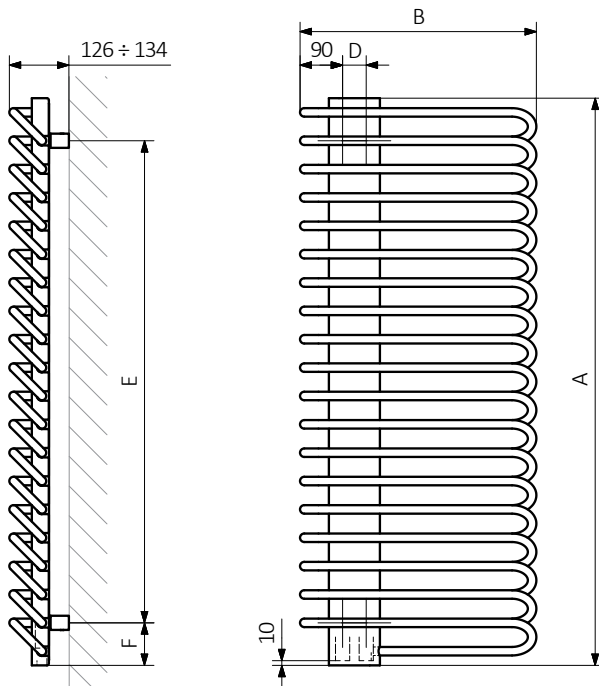
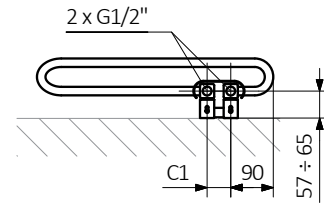


## Technical drawing:

YL



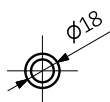
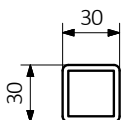
YP



A – Height B – Width C1-C5 – Distance between pipe centres D – Horizontal distance between mounting bracket centres  
E – Vertical distance between mounting brackets F – Distance between a mounting bracket and the bottom of the radiator

Collector:

Pipe:





Product codes can be found in product data sheet tables. The codes provide some basic information about the product while a partially filled configuration code contains complementary information about the detailed specifications. When placing an order, product codes should include the fully completed configuration part. The configuration code part should be placed after the main product code. The main product code and configuration part will appear as shown in the example below:

## The construction of a water and dual fuel radiator product and configuration code:

WGMIC078040

K916YP

00

PRODUCT CODE

(located in the table for the product)

CONFIGURATION CODE

(supplemented by hand)

VARIANT CODE

(supplemented by hand, requires additional description)

### Configuration

**K** **916** **YP** **00**

Package code

*K – carton box*

Colour code

Connection code

Variant code/masking cover colour

*if masking cover colour is different than the colour of a radiator, it needs to be provided in the supplementary code and requires additional description.*

## Structure of configuration code for electric radiators with a heating medium:

WLMIC078040

K916E1DRYM

PRODUCT CODE

(located in the table for the product)

CONFIGURATION CODE

(supplemented by hand)

### Configuration

**K** **916** **E1** **DRYM** **00**

Package code

*K – karton*

Colour code

Connection code

Heater code

Heater cable type

Variant code/masking cover colour

*if masking cover colour is different than the colour of a radiator, it needs to be provided in the supplementary code and requires additional description.*

## Epoxy primery

**E** – Code of epoxy primer is an extra processes.

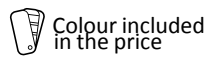
WGMIC078040 K916YP

**E** – *Extra processes or additions code*

EXAMPLE OF A PRODUCT CODE AND ITS CONFIGURATION FOR MICHELLE, IN A CASE WHERE RADIATOR'S MASKING COVER HAS DIFFERENT COLOUR THAN THE RADIATOR:

For Michelle 780/500 in RAL 9016, YP connection and masking cover in Silver Matt:

WGMIC078050 K916YP00 additional description: „masking cover: Silver Matt SMA”.



## Legend



Radiator available in a "water" version.



Radiator suitable for dual fuel connection. Electric heating element can be installed.



Radiator available in electric only version. It comes prefilled with a 'heating medium' and equipped with a heating element. All tested and ready to use.



Connection types dedicated for this radiator. The icon shows the flow and return connections for the radiator as well as the thermostatic valve and heating element position if applicable.



Suggested heating element power output for electric and dual fuel versions.



Weight.



Capacity.



Available in chrome finish.



No additional payment for a color.