


# Lena



**Lena** 1140 $\updownarrow$  × 600 $\leftrightarrow$  SX  
colour: Pastel BLue

3-axis thermostatic valve set, left, chrome  
Pipe-masking set, chrome



**TERMA**  
SINCE 1990





## Standard connection:



## Optional connection:






Electric radiators:





## Specification:



Working pressure: 1000 kPa    Maximum operating temperature: 95°C

A ↓ [mm]	B ↔ [mm]	C2 [mm]	75/65/20°C [W]	55/45/20°C [W]	 [W]	D [mm]	E [mm]	F [mm]	 [dm³]	 [kg]	Product code <small>Configuration code p. 8</small>
<b>Paint</b>											
660	400	364	243	131	300	356	480	90	2,23	4,60	WGLEN066040
660	436	400	262	141	300	392	480	90	2,36	4,89	WGLEN066043
660	486	450	287	154	300	442	480	90	2,54	5,28	WGLEN066048
660	500	464	294	158	300	456	480	90	2,59	5,40	WGLEN066050
660	536	500	312	168	300	492	480	90	2,72	5,69	WGLEN066053
660	586	550	337	181	400	542	480	90	2,90	6,09	WGLEN066058
660	600	564	343	185	400	556	480	90	2,95	6,20	WGLEN066060
660	636	600	361	194	400	592	480	90	3,08	6,48	WGLEN066063
660	686	650	385	207	400	642	480	90	3,26	6,89	WGLEN066068
900	400	364	326	175	300	356	720	90	3,01	6,16	WGLEN090040
900	436	400	351	189	400	392	720	90	3,18	6,54	WGLEN090043
900	486	450	385	207	400	442	720	90	3,42	7,07	WGLEN090048
900	500	464	394	212	400	456	720	90	3,48	7,23	WGLEN090050
900	536	500	418	225	400	492	720	90	3,65	7,62	WGLEN090053
900	586	550	451	242	400	542	720	90	3,89	8,15	WGLEN090058
900	600	564	460	247	400	556	720	90	3,96	8,29	WGLEN090060
900	636	600	484	260	600	592	720	90	4,13	8,68	WGLEN090063
900	686	650	516	277	600	642	720	90	4,37	9,21	WGLEN090068
1140	400	364	409	219	400	356	960	90	3,78	7,73	WGLEN114040
1140	436	400	440	236	400	392	960	90	3,99	8,21	WGLEN114043
1140	486	450	483	259	600	442	960	90	4,29	8,87	WGLEN114048
1140	500	464	495	265	600	456	960	90	4,38	9,06	WGLEN114050
1140	536	500	525	281	600	492	960	90	4,59	9,54	WGLEN114053
1140	586	550	566	303	600	542	960	90	4,89	10,21	WGLEN114058
1140	600	564	578	310	600	556	960	90	4,97	10,39	WGLEN114060
1140	636	600	607	325	600	592	960	90	5,19	10,87	WGLEN114063
1140	686	650	648	347	600	642	960	90	5,49	11,54	WGLEN114068
1380	400	364	493	264	600	356	1200	90	4,55	9,29	WGLEN138040




A ↓ [mm]	B ↔ [mm]	C2 [mm]	75/65/20°C [W]	55/45/20°C [W]	 [W]	D [mm]	E [mm]	F [mm]	H [dm³]	 [kg]	Product code <small>Configuration code p. 8</small>
1380	436	400	530	284	600	392	1200	90	4,81	9,86	WGLEN138043
1380	486	450	582	311	600	442	1200	90	5,17	10,66	WGLEN138048
1380	500	464	596	319	600	456	1200	90	5,27	10,89	WGLEN138050
1380	536	500	632	338	600	492	1200	90	5,53	11,46	WGLEN138053
1380	586	550	682	365	600	542	1200	90	5,88	12,27	WGLEN138058
1380	600	564	696	372	800	556	1200	90	5,98	12,49	WGLEN138060
1380	636	600	731	391	800	592	1200	90	6,24	13,07	WGLEN138063
1380	686	650	780	417	800	642	1200	90	6,60	13,87	WGLEN138068
1620	400	364	577	308	600	356	1440	90	5,32	10,85	WGLEN162040
1620	436	400	621	332	600	392	1440	90	5,63	11,52	WGLEN162043
1620	486	450	682	364	800	442	1440	90	6,04	12,45	WGLEN162048
1620	500	464	698	373	800	456	1440	90	6,16	12,72	WGLEN162050
1620	536	500	741	396	800	492	1440	90	6,46	13,39	WGLEN162053
1620	586	550	799	427	800	542	1440	90	6,88	14,33	WGLEN162058
1620	600	564	815	435	800	556	1440	90	7,00	14,59	WGLEN162060
1620	636	600	857	457	800	592	1440	90	7,30	15,26	WGLEN162063
1620	686	650	914	488	1000	642	1440	90	7,72	16,20	WGLEN162068
1860	400	364	663	354	600	356	1680	90	6,10	12,42	WGLEN186040
1860	436	400	714	381	800	392	1680	90	6,44	13,18	WGLEN186043
1860	486	450	783	417	800	442	1680	90	6,92	14,25	WGLEN186048
1860	500	464	802	427	800	456	1680	90	7,05	14,54	WGLEN186050
1860	536	500	851	453	800	492	1680	90	7,40	15,32	WGLEN186053
1860	586	550	918	489	1000	542	1680	90	7,87	16,39	WGLEN186058
1860	600	564	937	499	1000	556	1680	90	8,01	16,68	WGLEN186060
1860	636	600	984	524	1000	592	1680	90	8,35	17,45	WGLEN186063
1860	686	650	1050	559	1000	642	1680	90	8,83	18,53	WGLEN186068
<b>Plating</b>											
660	400	364	170	92	200	356	480	90	2,23	4,60	WGLEN066040
660	436	400	183	99	200	392	480	90	2,36	4,70	WGLEN066043
660	486	450	201	108	200	442	480	90	2,54	5,08	WGLEN066048
660	500	464	206	111	200	456	480	90	2,59	5,19	WGLEN066050
660	536	500	218	118	200	492	480	90	2,72	5,47	WGLEN066053
660	586	550	236	127	300	542	480	90	2,90	5,85	WGLEN066058
660	600	564	240	130	200	556	480	90	2,95	5,96	WGLEN066060
660	636	600	253	136	300	592	480	90	3,08	6,23	WGLEN066063
660	686	650	270	145	300	642	480	90	3,26	6,62	WGLEN066068
900	400	364	228	123	300	356	720	90	3,01	5,92	WGLEN090040
900	436	400	246	132	300	392	720	90	3,18	6,29	WGLEN090043
900	486	450	270	145	300	442	720	90	3,42	6,80	WGLEN090048
900	500	464	276	148	300	456	720	90	3,48	6,95	WGLEN090050
900	536	500	293	158	300	492	720	90	3,65	7,32	WGLEN090053
900	586	550	316	169	300	542	720	90	3,89	7,83	WGLEN090058
900	600	564	322	173	300	556	720	90	3,96	7,97	WGLEN090060
900	636	600	339	182	300	592	720	90	4,13	8,34	WGLEN090063



A ↓ [mm]	B ↔ [mm]	C2 [mm]	75/65/20°C [W]	55/45/20°C [W]	 [W]	D [mm]	E [mm]	F [mm]	H [dm <sup>2</sup> ]	 [kg]	Product code <small>Configuration code p. 8</small>
900	686	650	361	194	400	642	720	90	4,37	8,85	WGLEN090068
1140	400	364	286	153	300	356	960	90	3,78	7,43	WGLEN114040
1140	436	400	308	165	300	392	960	90	3,99	7,89	WGLEN114043
1140	486	450	338	181	400	442	960	90	4,29	8,53	WGLEN114048
1140	500	464	347	186	400	456	960	90	4,38	8,71	WGLEN114050
1140	536	500	368	197	400	492	960	90	4,59	9,17	WGLEN114053
1140	586	550	396	212	400	542	960	90	4,89	9,81	WGLEN114058
1140	600	564	405	217	400	556	960	90	4,97	9,99	WGLEN114060
1140	636	600	425	228	400	592	960	90	5,19	10,45	WGLEN114063
1140	686	650	454	243	400	642	960	90	5,49	11,09	WGLEN114068
1380	400	364	345	185	400	356	1200	90	4,55	8,93	WGLEN138040
1380	436	400	371	199	400	392	1200	90	4,81	9,48	WGLEN138043
1380	486	450	407	218	400	442	1200	90	5,17	10,25	WGLEN138048
1380	500	464	417	223	400	456	1200	90	5,27	10,47	WGLEN138050
1380	536	500	442	237	400	492	1200	90	5,53	11,02	WGLEN138053
1380	586	550	477	256	600	542	1200	90	5,88	11,79	WGLEN138058
1380	600	564	487	260	400	556	1200	90	5,98	12,00	WGLEN138060
1380	636	600	512	274	400	592	1200	90	6,24	12,56	WGLEN138063
1380	686	650	546	292	400	642	1200	90	6,60	13,33	WGLEN138068
1620	400	364	404	216	400	356	1440	90	5,32	10,43	WGLEN162040
1620	436	400	435	232	400	392	1440	90	5,63	11,08	WGLEN162043
1620	486	450	477	255	600	442	1440	90	6,04	11,97	WGLEN162048
1620	500	464	489	261	600	456	1440	90	6,16	12,23	WGLEN162050
1620	536	500	519	277	600	492	1440	90	6,46	12,87	WGLEN162053
1620	586	550	559	299	600	542	1440	90	6,88	13,77	WGLEN162058
1620	600	564	571	305	400	556	1440	90	7,00	14,02	WGLEN162060
1620	636	600	600	320	600	592	1440	90	7,30	14,66	WGLEN162063
1620	686	650	640	342	600	642	1440	90	7,72	15,56	WGLEN162068

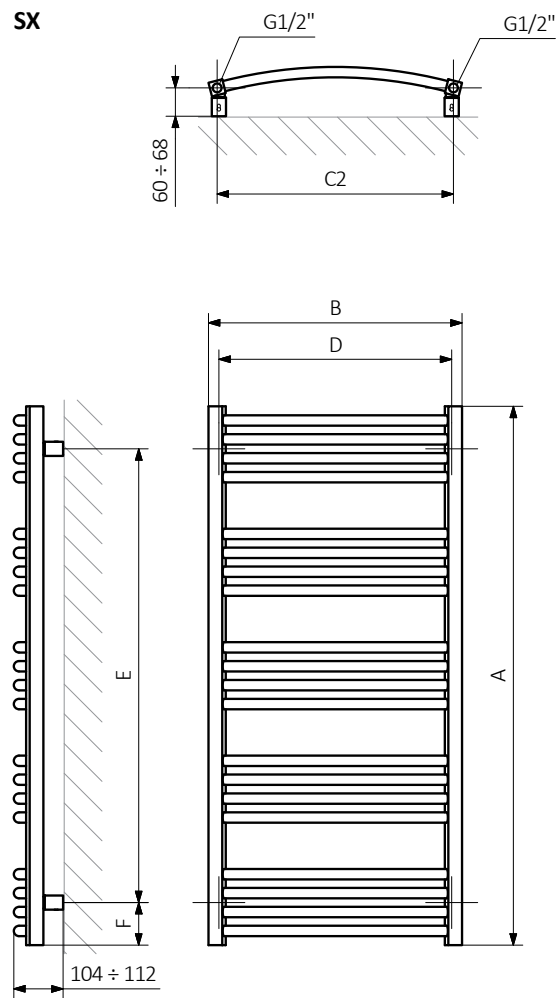


## Available sizes:





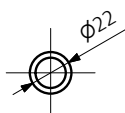
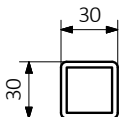
## Technical drawing:



A – Height B – Width C1-C5 – Distance between pipe centres D – Horizontal distance between mounting bracket centres  
 E – Vertical distance between mounting brackets F – Distance between a mounting bracket and the bottom of the radiator

**Collector :**

**Pipe :**





In the table with technical data, the last column lists product codes. When placing an order, please remember to quote the product code followed by the configuration code as shown in the diagram below:

## The construction of a water and dual fuel radiator product and configuration code:

WGLEN066040

PRODUCT CODE  
(located in the table for the product)

K916SX

CONFIGURATION CODE  
(supplemented by hand)

### Example Configuration

**K 916 SX**

Package code    Colour code    Connection code  
*K - carton box*

## Construction of electric heater configuration code:

WLLEN066040

PRODUCT CODE  
(located in the table for the product)

K916E1DRYW

CONFIGURATION CODE  
(supplemented by hand)

### Example Configuration

**K 916 E1 DRY W**

Package code    Colour code    Connection code    Heating element code    Type of heating element cable code  
*K - carton box*

## Epoxy primer

**E** – Code of epoxy primer is an extra processes.

WGLEN066040 K916SX **E** — Extra processes or additions code





## Legend



Radiator available in a "water" version.



Radiator suitable for dual fuel connection. Electric heating element can be installed.



Radiator available in electric only version. It comes prefilled with a 'heating medium' and equipped with a heating element. All tested and ready to use.



Connection types dedicated for this radiator. The icon shows the flow and return connections for the radiator as well as the thermostatic valve and heating element position if applicable.



Suggested heating element power output for electric and dual fuel versions.



Weight.



Capacity.



Available in chrome finish.



No additional payment for a color.