



Iron D



 colour included
in the price



Iron D 1315 \downarrow × 500 \leftrightarrow ZX
colour: RAL 3020

Integrated thermostatic valve, angled, right, chrome
SLIM thermostatic head, chrome
Integrated pipe-masking set, chrome



TERMA

SINCE 1990

Iron D



colour included
in the price

Design: Piółunowska Renata, Berus Dariusz

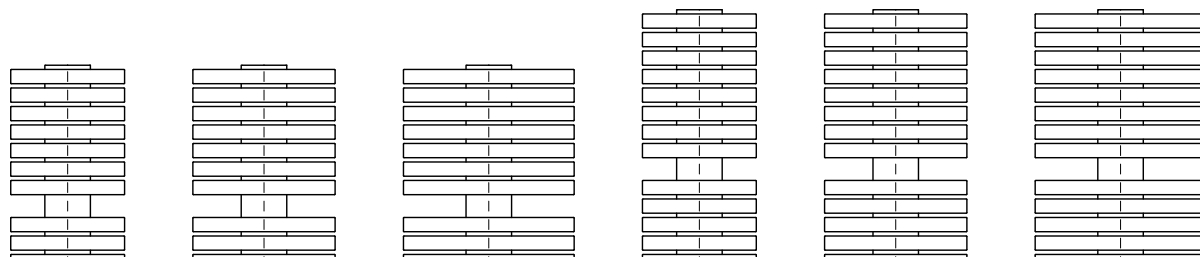
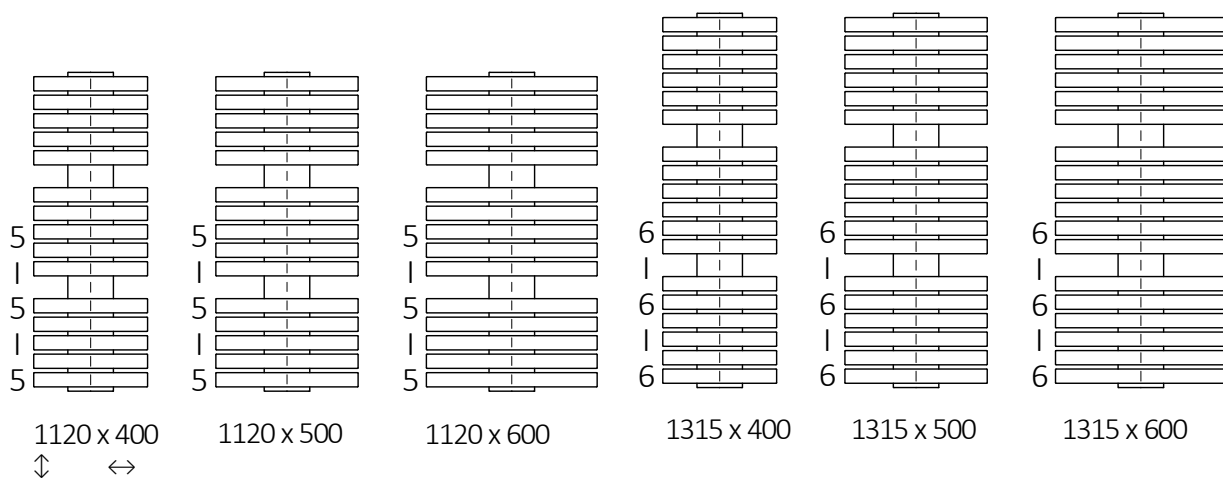
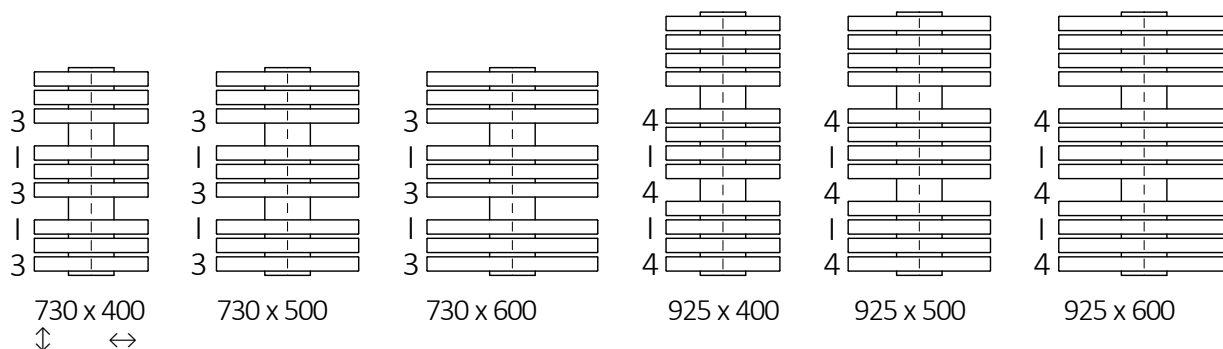
Standard connections:



Electric radiators:




Available sizes:





Iron D



 colour included
in the price

Specification:

Working pressure: 600 kPa Maximum operating temperature: 95°C

A ↓ [mm]	B ↔ [mm]	C1 [mm]	75/65/20°C [W]	55/45/20°C [W]	 [W]	D [mm]	E [mm]	F [mm]	H [dm³]	 [kg]	Product code <small>Configuration code p. 6</small>
730	400	50	453	240	400	50	530	100	3,29	13,24	WGIRD073040
730	500	50	552	292	600	50	530	100	3,89	15,69	WGIRD073050
730	600	50	649	344	600	50	530	100	4,48	18,13	WGIRD073060
925	400	50	565	299	600	50	725	100	4,32	17,30	WGIRD092040
925	500	50	689	364	800	50	725	100	5,11	20,56	WGIRD092050
925	600	50	809	428	800	50	725	100	5,90	23,82	WGIRD092060
1120	400	50	676	358	800	50	920	100	5,36	21,35	WGIRD112040
1120	500	50	824	435	800	50	920	100	6,34	25,42	WGIRD112050
1120	600	50	969	511	1000	50	920	100	7,33	29,49	WGIRD112060
1315	400	50	788	417	800	50	1115	100	6,39	25,40	WGIRD131040
1315	500	50	960	506	1000	50	1115	100	7,57	30,28	WGIRD131050
1315	600	50	1128	593	1200	50	1115	100	8,76	35,18	WGIRD131060
1510	400	50	899	474	1000	50	1310	100	7,42	29,45	WGIRD151040
1510	500	50	1095	577	1000	50	1310	100	8,80	35,15	WGIRD151050
1510	600	50	1287	677	1200	50	1310	100	10,18	40,86	WGIRD151060
1705	400	50	1011	531	1000	50	1505	100	8,45	33,51	WGIRD170040
1705	500	50	1231	648	1200	50	1505	100	10,03	40,03	WGIRD170050
1705	600	50	1447	762	1500	50	1505	100	11,61	46,55	WGIRD170060

Iron D

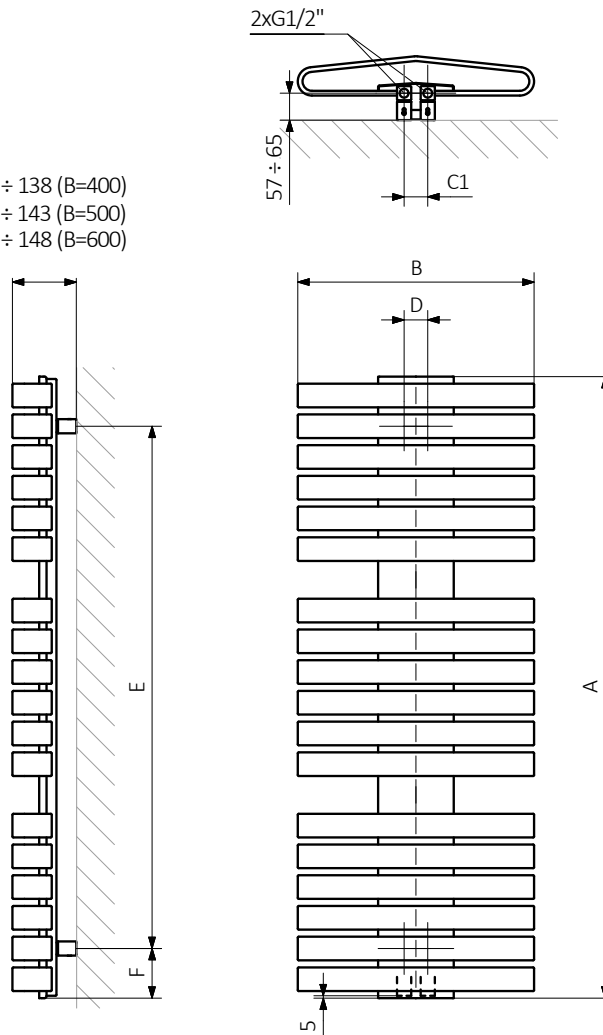


colour included
in the price

Technical drawing:

ZX

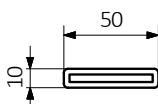
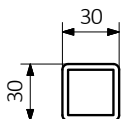
130 ÷ 138 (B=400)
135 ÷ 143 (B=500)
140 ÷ 148 (B=600)



A – Height B – Width C1-C5 – Distance between pipe centres D – Horizontal distance between mounting bracket centres
E – Vertical distance between mounting brackets F – Distance between a mounting bracket and the bottom of the radiator

Collector:

Pipe:





colour included
in the price

In the table with technical data, the last column lists product codes. When placing an order, please remember to quote the product code followed by the configuration code as shown in the diagram below:

The construction of a water and dual fuel radiator product and configuration code:

WGIRD073040

K916ZX

PRODUCT CODE

(located in the table for the product)

CONFIGURATION CODE

(supplemented by hand)

Example Configuration

K 916 ZX

Package code

K - carton box

Colour code

Connection code

Construction of electric heater configuration code:

WLIRD073040

K916E1DRYW

PRODUCT CODE

(located in the table for the product)

CONFIGURATION CODE

(supplemented by hand)

Example Configuration

K 916 E1 DRY W

Package code

K - carton box

Colour code

Connection code

Heating element code

Type of heating element cable code

Epoxy primer

E - Code of epoxy primer is an extra processes.

WGIRD073040 K916ZX **E** — Extra processes or additions code

Iron D



colour included
in the price

Legend



Radiator available in a "water" version.



Radiator suitable for dual fuel connection. Electric heating element can be installed.



Radiator available in electric only version. It comes prefilled with a 'heating medium' and equipped with a heating element. All tested and ready to use.



Connection types dedicated for this radiator. The icon shows the flow and return connections for the radiator as well as the thermostatic valve and heating element position if applicable.



Suggested heating element power output for electric and dual fuel versions.



Weight.



Capacity.



Available in chrome finish.



No additional payment for a color.