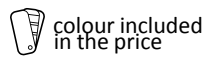


Easy



Easy 960↓ × 200↔ O1
colour: RAL 3020

Angled integrated thermostatic valve set with immersion tube, left, chrome
Integrated pipe-masking set, chrome





colour included in the price

Design: Terma

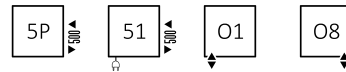
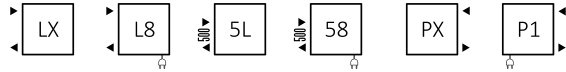
Standard connection:



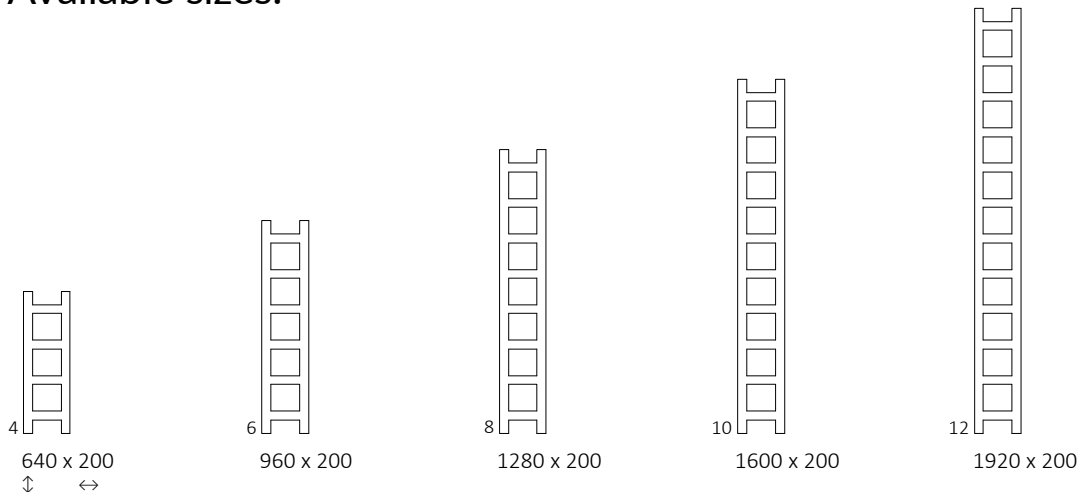
Electric radiators:



Optional connection:





Available sizes:



Specification:

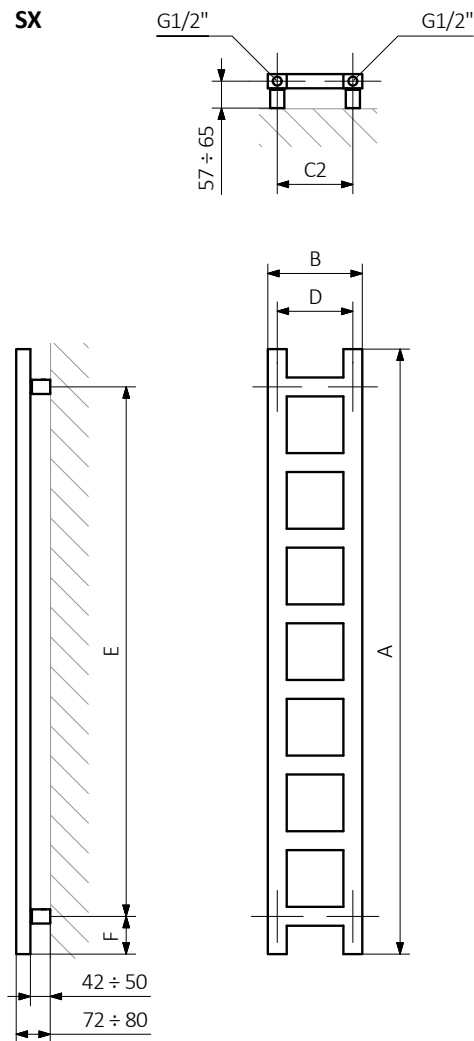
Working pressure: 800 kPa Maximum operating temperature: 95°C

| A ↓ [mm] | B ↔ [mm] | C2 [mm] | 75/65/20°C [W] | 55/45/20°C [W] |  [W] | D [mm] | E [mm] | F [mm] | H [dm³] |  [kg] | Product code Configuration code p. 5 |
|----------------|-------------|------------|-------------------|-------------------|--|-----------|-----------|-----------|------------|---|---|
| Paint | | | | | | | | | | | |
| 640 | 200 | 160 | 124 | 68 | 120 | 160 | 320 | 160 | 1,76 | 3,01 | WGEAS064020 |
| 960 | 200 | 160 | 187 | 102 | 200 | 160 | 640 | 160 | 2,64 | 4,40 | WGEAS096020 |
| 1280 | 200 | 160 | 251 | 136 | 300 | 160 | 960 | 160 | 3,52 | 5,78 | WGEAS128020 |
| 1600 | 200 | 160 | 314 | 170 | 300 | 160 | 1280 | 160 | 4,40 | 7,17 | WGEAS160020 |
| 1920 | 200 | 160 | 378 | 204 | 400 | 160 | 1600 | 160 | 5,27 | 8,55 | WGEAS192020 |
| Plating | | | | | | | | | | | |
| 640 | 200 | 160 | 87 | 44 | 120 | 160 | 320 | 160 | 1,76 | 2,92 | WGEAS064020 |
| 960 | 200 | 160 | 131 | 67 | 120 | 160 | 640 | 160 | 2,64 | 4,26 | WGEAS096020 |
| 1280 | 200 | 160 | 176 | 90 | 200 | 160 | 960 | 160 | 3,52 | 5,60 | WGEAS128020 |
| 1600 | 200 | 160 | 220 | 112 | 200 | 160 | 1280 | 160 | 4,40 | 6,94 | WGEAS160020 |



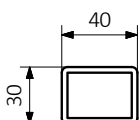
colour included in the price

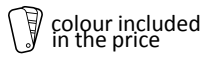
Technical drawing:



A – Height B – Width C1-C5 – Distance between pipe centres D – Horizontal distance between mounting bracket centres
 E – Vertical distance between mounting brackets F – Distance between a mounting bracket and the bottom of the radiator

Pipe:





In the table with technical data, the last column lists product codes. When placing an order, please remember to quote the product code followed by the configuration code as shown in the diagram below:

The construction of a water and dual fuel radiator product and configuration code:

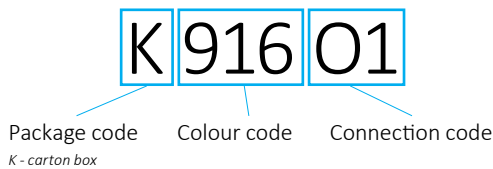
WG EAS064020

K91601

PRODUCT CODE
(located in the table for the product)

CONFIGURATION CODE
(supplemented by hand)

Example Configuration



Construction of electric heater configuration code:

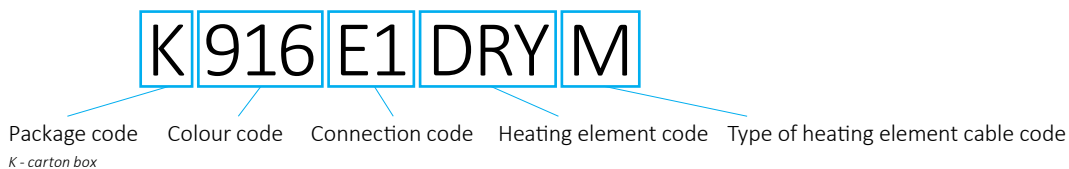
WLEAS064020

K916E1DRYM

PRODUCT CODE
(located in the table for the product)

CONFIGURATION CODE
(supplemented by hand)

Example Configuration



Epoxy primer

E – Code of epoxy primer is an extra processes.

WG EAS064020 K91601 **E** — *Extraprocesses or additions code*



Legend



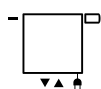
Radiator available in a "water" version.



Radiator suitable for dual fuel connection. Electric heating element can be installed.



Radiator available in electric only version. It comes prefilled with a 'heating medium' and equipped with a heating element. All tested and ready to use.



Connection types dedicated for this radiator. The icon shows the flow and return connections for the radiator as well as the thermostatic valve and heating element position if applicable.



Suggested heating element power output for electric and dual fuel versions.



Weight.



Capacity.



Available in chrome finish.



No additional payment for a color.