

CROSS-R WITH OVERLAPPING RECTANGLES

Rectangles sitting one on top of another to create a truly special radiator.
CROSS-R comes as standard with side fit-

tings on the rear rectangle, thus hiding the valves and minimizing its projection from the wall: just 10 cm.

design Luigi Brembilla
Can be used as a towel-heater, or simply a decorative feature in any room.

DIMENSIONS

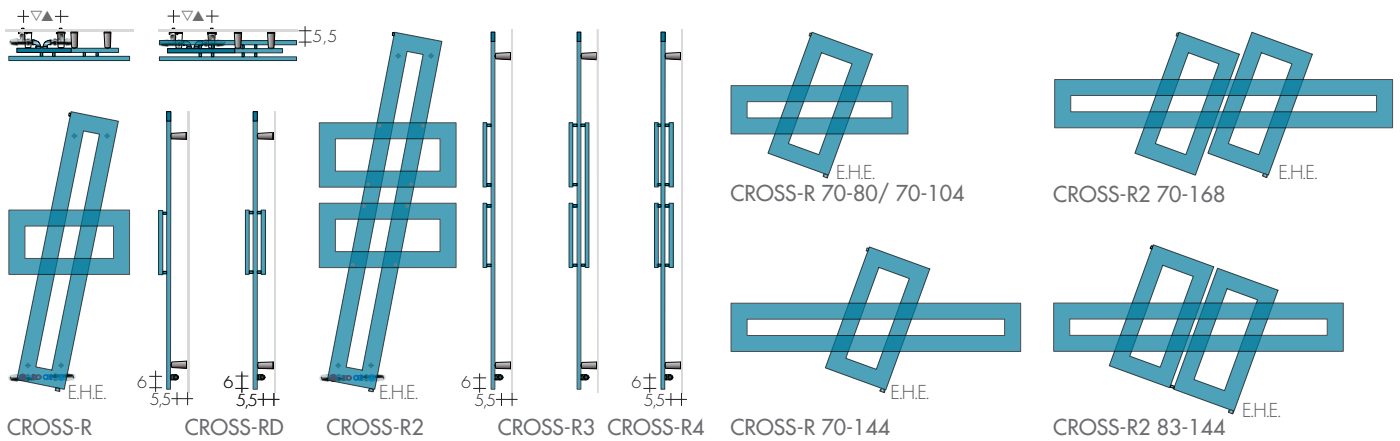
Widths: 60/68/80/104/144/168 cm

Heights: 70/83/137/177 cm

Depths: 6 / 10 cm

Depths from wall: 14 cm

TECHNICAL DATA page 36



MODEL	HL cm	white sablé	EN 442	▲ ▽	Height H cm	Width L cm	Weight M Kg	Volume V dm ³	MIXED VERSION	
		standard €	Δt 50 K watt	t.c. •cm					E.H.E. cl.II with sleeve W	€
CROSS-R	70- 80	568,80	379	66	71	80	7,3	4,4	400	106,20
CROSS-R	70-104	641,50	433	90	71	104	8,3	5,0	400	106,20
CROSS-RD	70-104	816,80	610	90	71	104	11,8	7,1	650	109,90
CROSS-R	70-144	762,60	523	130	71	144	10,0	6,1	500	108,00
CROSS-RD	70-144	935,20	700	130	71	144	13,5	8,2	650	109,90
CROSS-R2	83-144	1075,40	704	130	83	144	13,5	8,2	800	113,90
CROSS-R2	70-168	1116,10	758	154	71	168	14,5	8,8	800	113,90
CROSS-R3	70-168	1236,80	938	154	71	168	18,0	10,9	900	117,00
CROSS-R	137-60	710,80	484	19	137,4	60	9,5	5,8	500	108,00
CROSS-RD	137-60	961,60	635	19	137,4	60	12,8	7,7	650	109,90
CROSS-R	*177-68	917,70	590	19	177,4	68	11,6	7,0	650	109,90
CROSS-RD	*177-68	1068,40	755	19	177,4	68	15,2	9,2	800	113,90
CROSS-R2	*177-68	1075,30	760	19	177,4	68	15,2	9,2	800	113,90
CROSS-R3	*177-68	1260,20	898	19	177,4	68	18,8	11,4	900	117,00
CROSS-R4	*177-68	1452,00	1046	19	177,4	68	22,5	13,6	900	117,00
R-CROM	70-104	1521,60	364	90	71	104	8,3	5,0	400	106,20
R-CROM	70-144	1806,30	439	130	71	144	10,0	6,1	400	106,20
R-CROM	137-60	1748,80	387	19	137,4	60	9,5	5,8	400	106,20
R-CROM	*177-68	2110,80	472	19	177,4	68	11,6	7,0	500	108,00
RD-CROM	*177-68	2810,10	605	19	177,4	68	15,2	9,2	650	109,90

*L=60cm on request without extra price

• Reverse Brem valves

Digital Thermostat p.243

10 cm depth from wall: only for R models with remote valves at the rears, page 292

STANDARD PRODUCTION

White "sablé" paintwork - White brackets M8
Tolerance ± 3mm - Air vent ø 1/8"

MAXIMUM OPERATING PRESSURE 4 BAR

PRODUCTION ON REQUEST

Paintwork to Brem color list with chrome-plated brackets
Special fittings, page 292-293

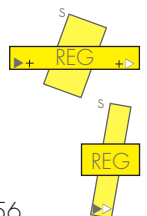
+15/25%

STANDARD FITTING

REG ø 3/8"

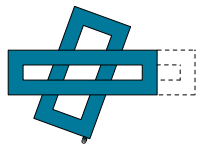
BREM valves, page 294

Electric version e.Cross-R, p.256




e.CROSS-R


TECHNICAL DATA page 33
Other dimensions on request
ELECTRIC KIT DATA page 244



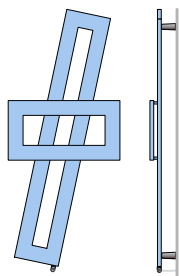
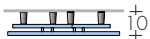

CROSS-R 70-80/104



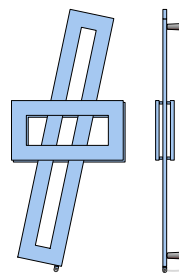
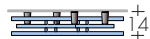
CROSS-R 70-144



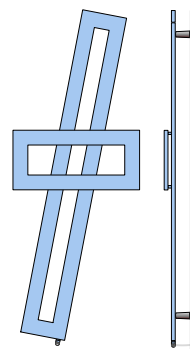
CROSS-R2 70-168



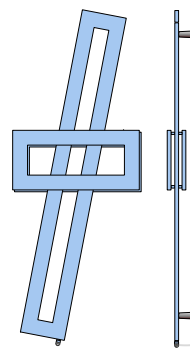
CROSS-R 137-60



CROSS-RD 137-60



CROSS-R 177-68



CROSS-RD 177-68



TOWEL RAILS	+	chosen KIT	=	ELECTRIC TOWEL RAILS
standard white sablé or paint to Brem color list (extra) or chrome-plated finish		KIT RE Electric Heating Element KIT TE Digital Thermostat KIT RI Radio frequency receiver (thermostat excluded)		white sablé or chosen finish with chosen KIT

MODEL	HL cm	White	Colors	Colors	KIT RE		KIT TE		KIT RI Radio	
		standard €	+15% €	+25% €	Heating element Art.	€	Digital thermostat Art.	€	frequency receiver Art.	€
CROSS-R 70-80		568,80	654,10	711,00	R250IIE	162,00	R250IITE	222,50	R250IIRI	258,00
CROSS-R 70-104		641,50	737,70	801,90	R400IIE	165,20	R400IITE	225,70	R400IIRI	261,30
CROSS-RD 70-104		816,80	939,30	1021,00	R900IIE	215,50	R900IITE	275,90	R900IIRI	311,50
CROSS-R 70-144		762,60	877,00	953,30	R500IIE	176,00	R500IITE	236,50	R500IIRI	272,10
CROSS-R2 70-168		1116,1	1283,50	1395,10	R900IIE	215,50	R900IITE	275,90	R900IIRI	311,50
CROSS-R 137-60		710,80	817,40	888,50	R500IIE	176,00	R500IITE	236,50	R500IIRI	272,10
CROSS-RD 137-60		961,60	1105,80	1202,00	R650IIE	188,20	R650IITE	248,70	R650IIRI	284,30
CROSS-R 177-68		917,70	1055,40	1147,10	R650IIE	188,20	R650IITE	248,70	R650IIRI	284,30
CROSS-RD 177-68		1068,4	1228,70	1335,50	R800IIE	203,00	R800IITE	263,50	R800IIRI	299,10
CHROME-PLATED FINISH										
R-CROM 70-104			1521,60		R400IIE	165,20	R400IITE	225,70	R400IIRI	261,30
R-CROM 70-144			1806,30		R400IIE	165,20	R400IITE	225,70	R400IIRI	261,30
R-CROM 137-60			1748,80		R400IIE	165,20	R400IITE	225,70	R400IIRI	261,30
R-CROM 177-68			2110,80		R500IIE	176,00	R500IITE	236,50	R500IIRI	272,10



wall recessed

Wall-mounted radio receiver (extra for KIT RI)
Art. SRP 13,00€



Radio programmable wall-mounted thermostat
Art. RHD 106,40€



Radio programmable thermostat Multi
Art. CTD 129,60€

HEATING ELEMENT POSITION
© Vertical Heating Element



G

KIT RE: Electric Heating Element Kit

Filling with diathermic liquid
Class II El. Heating Element with cable (150cm)
Chrome plated plug and wall mounting brackets.

KIT TE: Digital Thermostat Kit

Kit RE with digital thermostat:
- white for white towel rails,
- metal grey for coloured towel rails

KIT RI: Radio frequency box receiver Kit

Kit RE with radio frequency box receiver (wall-mounted receiver with extra). Add the chosen radio thermostat (it can control up to 12 radiators)