

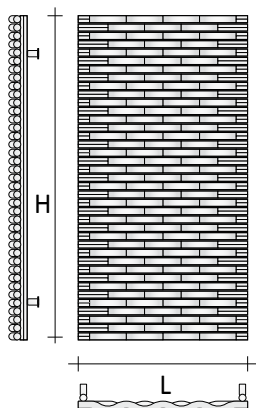
TRAME HORIZONTAL

Radiator composed of 14, 20, 28 mm diameter horizontal steel elements fusion welded with 28 mm diameter manifolds

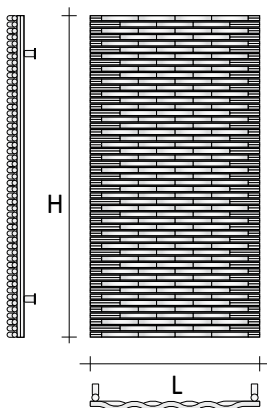
ORDER EXAMPLE To correctly order this model follow the example specified below:

| | |
|---|---|
| PRODUCT | TRO20#1830015 OR1 ST 9010 R12 |
| TRO20#1830015 | Article code composed of Model, Height (1830) and Number of elements (015) |
| OR1 | Connector code found in the table here below |
| ST | Standard Support code found in the table here below |
| 9010 | Colour code to be checked in the Tubes Colour Chart |
| R12 | Connection code that defines the type of union for copper pipes or multi-layer pipes found herein at page 276 |
| ACCESSORIES | |
| Cod. GVR | One way Remote Valve Assembly, CHROME finish |
| Cod. GVRCh* | One way Remote Valve Assembly, COLOUR finish* |
| * Specify the color code, e.g.: 9010, after checking the Tubes Colour Chart | |

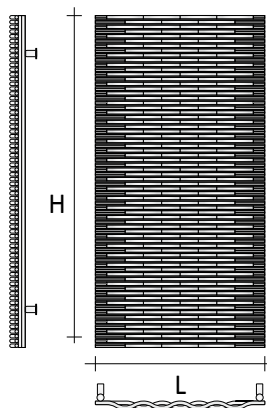
TRAME 28



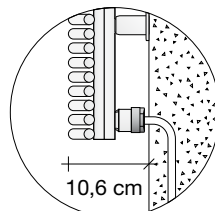
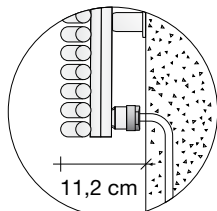
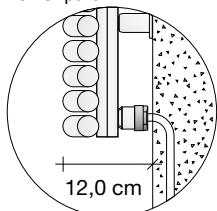
TRAME 20



TRAME 14



Wiring diagram of radiator to the Remote Valve Assembly (GVR) in the standard OR1 configuration with connectors on the lower part



Standard REAR CONNECTORS


They enable connection to the system via Remote Valve Assembly (GVR) which are supplied as an accessory. This type of connectors must be specified when placing the order, they are supplied WITHOUT an additional price charge

EXTERNAL CONNECTORS – standard type

They enable connection to the system via Standard Valve and Lockshield which are supplied as an accessory. This type of connectors must be specified when placing the order, they are supplied WITH an additional price charge of €


connector OR1

standard connector always supplied, if not otherwise specified in the order




connector RS2 on the left

supplied on request



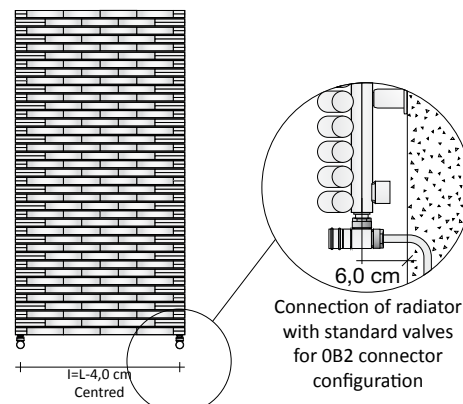
connector RD2 on the right

supplied on request



EXTERNAL connector OB2

supplied on request



ADDITIONAL COLOUR CHARGE (see the official Tubes Colour Chart)

Additional colour charges are calculated over the Pure white price (Cat. C0), for the other categories the additional charges herein below are applicable: Category C1 and C2 +10% - C3 Category +20% - RAL not included in the colour chart +30% - According to samples : Request feasibility and cost estimate. Colours not available: GRCC.

TRAME HORIZONTAL

Radiator composed of 14, 20, 28 mm diameter horizontal steel elements fusion welded with 28 mm diameter manifolds

TRAME 14

| Width | | 52,5 | | | 67 | | | 96 | | | 125 | | | 154 | | |
|-------------|-------------|---------------|---------------|-----------|---------------|---------------|-----------|---------------|---------------|-----------|---------------|---------------|-----------|---------------|---------------|-----------|
| N° elements | Height (cm) | Watts ΔT 50°C | Watts ΔT 30°C | Price (€) | Watts ΔT 50°C | Watts ΔT 30°C | Price (€) | Watts ΔT 50°C | Watts ΔT 30°C | Price (€) | Watts ΔT 50°C | Watts ΔT 30°C | Price (€) | Watts ΔT 50°C | Watts ΔT 30°C | Price (€) |
| 21 | 40,0 | 342 | 186 | | 437 | 237 | | 626 | 340 | | 815 | 442 | | 1004 | 545 | |
| 31 | 59,0 | 464 | 255 | | 592 | 325 | | 849 | 466 | | 1105 | 607 | | 1361 | 747 | |
| 43 | 81,8 | 606 | 336 | | 773 | 428 | | 1108 | 614 | | 1443 | 799 | | 1777 | 984 | |
| 47 | 89,4 | 653 | 361 | | 883 | 489 | | 1194 | 661 | | 1555 | 861 | | 1915 | 1060 | |
| 53 | 100,8 | 723 | 400 | | 923 | 510 | | 1323 | 732 | | 1723 | 953 | | 2122 | 1174 | |
| 69 | 131,2 | 914 | 503 | | 1166 | 641 | | 1671 | 919 | | | | | | | |
| 79 | 150,2 | 1036 | 564 | | 1322 | 720 | | 1894 | 1031 | | | | | | | |
| 89 | 169,2 | 1161 | 626 | | 1481 | 798 | | | | | | | | | | |
| 95 | 180,6 | 1237 | 662 | | 1579 | 845 | | | | | | | | | | |
| 103 | 195,8 | 1341 | 712 | | 1712 | 909 | | | | | | | | | | |

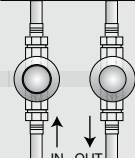
TRAME 20

| Width | | 52,5 | | | 67 | | | 96 | | | 125 | | | 154 | | | 183 | | | 197,5 | | | |
|-------------|-------------|---------------|---------------|-----------|---------------|---------------|-----------|---------------|---------------|-----------|---------------|---------------|-----------|---------------|---------------|-----------|---------------|---------------|-----------|---------------|---------------|-----------|--|
| N° elements | Height (cm) | Watts ΔT 50°C | Watts ΔT 30°C | Price (€) | Watts ΔT 50°C | Watts ΔT 30°C | Price (€) | Watts ΔT 50°C | Watts ΔT 30°C | Price (€) | Watts ΔT 50°C | Watts ΔT 30°C | Price (€) | Watts ΔT 50°C | Watts ΔT 30°C | Price (€) | Watts ΔT 50°C | Watts ΔT 30°C | Price (€) | Watts ΔT 50°C | Watts ΔT 30°C | Price (€) | |
| 17 | 42,0 | 339 | 184 | | 432 | 235 | | 619 | 336 | | 806 | 438 | | 993 | 540 | | 1180 | 641 | | 1254 | 681 | | |
| 25 | 62,0 | 479 | 260 | | 611 | 332 | | 876 | 476 | | 1141 | 620 | | 1405 | 763 | | 1670 | 907 | | 1788 | 971 | | |
| 33 | 82,0 | 614 | 334 | | 784 | 426 | | 1123 | 611 | | 1462 | 795 | | 1801 | 979 | | | | | | | | |
| 37 | 92,0 | 680 | 371 | | 868 | 474 | | 1243 | 679 | | 1619 | 884 | | 1994 | 1089 | | | | | | | | |
| 41 | 102,0 | 745 | 408 | | 950 | 521 | | 1362 | 747 | | 1773 | 972 | | 2185 | 1198 | | | | | | | | |
| 51 | 127,0 | 903 | 498 | | 1153 | 636 | | 1652 | 911 | | | | | | | | | | | | | | |
| 61 | 152,0 | 1057 | 576 | | 1349 | 735 | | 1933 | 1053 | | | | | | | | | | | | | | |
| 69 | 172,0 | 1177 | 635 | | 1502 | 810 | | | | | | | | | | | | | | | | | |
| 73 | 182,0 | 1236 | 663 | | 1578 | 847 | | | | | | | | | | | | | | | | | |
| 77 | 192,0 | 1295 | 692 | | 1653 | 883 | | | | | | | | | | | | | | | | | |

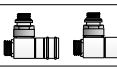


TRAME 28

| Width | | 52,5 | | | 67 | | | 96 | | | 125 | | | 154 | | | 183 | | | 197,5 | | | |
|-------------|-------------|---------------|---------------|-----------|---------------|---------------|-----------|---------------|---------------|-----------|---------------|---------------|-----------|---------------|---------------|-----------|---------------|---------------|-----------|---------------|---------------|-----------|--|
| N° elements | Height (cm) | Watts ΔT 50°C | Watts ΔT 30°C | Price (€) | Watts ΔT 50°C | Watts ΔT 30°C | Price (€) | Watts ΔT 50°C | Watts ΔT 30°C | Price (€) | Watts ΔT 50°C | Watts ΔT 30°C | Price (€) | Watts ΔT 50°C | Watts ΔT 30°C | Price (€) | Watts ΔT 50°C | Watts ΔT 30°C | Price (€) | Watts ΔT 50°C | Watts ΔT 30°C | Price (€) | |
| 13 | 42,4 | 343 | 186 | | 438 | 237 | | 627 | 339 | | 816 | 442 | | 1006 | 544 | | 1195 | 647 | | 1280 | 693 | | |
| 19 | 62,2 | 475 | 254 | | 606 | 324 | | 869 | 465 | | 1131 | 605 | | 1394 | 746 | | 1656 | 886 | | 1774 | 949 | | |
| 25 | 82,0 | 604 | 329 | | 770 | 419 | | 1104 | 601 | | 1437 | 782 | | 1770 | 963 | | | | | | | | |
| 29 | 95,2 | 688 | 376 | | 878 | 479 | | 1258 | 687 | | 1638 | 895 | | 2018 | 1102 | | | | | | | | |
| 39 | 128,2 | 897 | 492 | | 1145 | 628 | | 1640 | 899 | | 2136 | 1171 | | | | | | | | | | | |
| 47 | 154,6 | 1064 | 576 | | 1358 | 735 | | 1946 | 1054 | | | | | | | | | | | | | | |
| 51 | 167,8 | 1148 | 618 | | 1465 | 788 | | | | | | | | | | | | | | | | | |
| 55 | 181,0 | 1232 | 659 | | 1573 | 841 | | | | | | | | | | | | | | | | | |
| 59 | 194,2 | 1317 | 700 | | 1681 | 893 | | | | | | | | | | | | | | | | | |

REMOTE VALVE ASSEMBLY

| | Code | Description | Finishes | Price (€) |
|--|-------|--|----------|-----------|
|  | GVR# | RECESSED valve and lockshield assembly for remote connection | CHROME | |
| | GVRC# | RECESSED valve and lockshield assembly for remote connection | COLOUR | |

Standard VALVES (for Valves and Lockshields, valves that can be fitted with thermostat, Thermostatic valves, or Single pipe, Twin pipe, Stainless steel and thermostatic heads see pages 271 - 272 - 273 - 274 - 275)

| | Code / Description | Finishes | Price (€) |
|---|---|----------|-----------|
|  | Z1TLNR#ANR129010 Paired Valve and Lockshield copper Angle 1/2" | WHITE | |
|  | Z1RAC#R12CRO 2 copper unions diam. 12 mm | CHROME | |
|  | ZRCF# Kit with pipe collars for towel warmers | WHITE | |

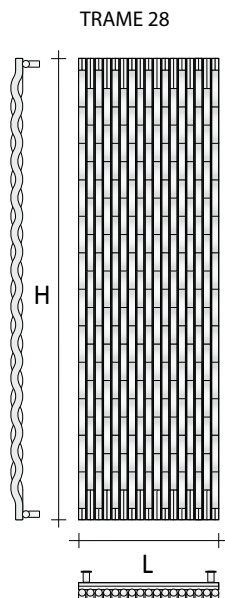
TRAME VERTICAL

Radiator composed of 20 and 28mm diameter vertical steel elements fusion welded with 28 mm diameter manifolds

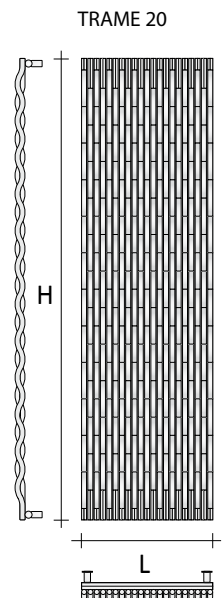
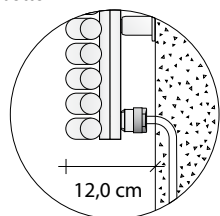
ORDER EXAMPLE To correctly order this model follow the example specified below:

PRODUCT
 TRV28#1830015 R05 ST 9010 R12
 Article code composed of Model, Height (1830) and Number of elements (015)
 R05 Connector code found in the table here below
 ST Standard Support code found in the table here below
 9010 Colour code to be checked in the Tubes Colour Chart
 R12 Connection code that defines the type of union for copper pipes or multi-layer pipes found herein at page 276

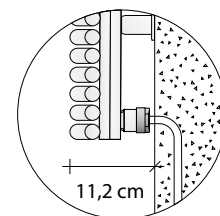
ACCESSORIES
 Cod. GVR One way Remote Valve Assembly, CHROME finish
 Cod. GVR#* One way Remote Valve Assembly, COLOUR finish*
 * Specify the color code, e.g.: 9010, after checking the Tubes Colour Chart



Connection of radiator to the Remote Valve Assembly (GVR) in standard R05 configuration with connectors at the bottom



Connection of radiator to the Remote Valve Assembly (GVR) in standard R05 configuration with connectors at the bottom



REAR CONNECTORS


They enable connection to the system via Remote Valve Assembly (GVR) which are supplied as an accessory. This type of connectors must be specified when placing the order, they are supplied WITHOUT an additional price charge

EXTERNAL CONNECTORS – standard type

They enable connection to the system via Standard Valve and Lockshield which are supplied as an accessory. This type of connectors must be specified when placing the order, they are supplied WITH an additional price charge of €


connector R05

standard connector always supplied, if not otherwise specified in the order




connector RS1

left side on the rear supplied on request




connector RD1

right side on the rear supplied on request




connector R2M

Rear custom made supplied on request




connector B2M

Standard custom made supplied on request



connector 0B2

Standard Connection at bottom - CUSTOM MADE



R2M Connection at bottom - CUSTOM MADE

in this case you need to specify "d" and "i" which must comply to the following:
 i min.=5 cm
 d min.=2 cm

ADDITIONAL COLOUR CHARGE (see the official Tubes Colour Chart)

Additional colour charges are calculated over the Pure white price (Cat. C0), for the other categories the additional charges herein below are applicable: Category C1 and C2 +10% - C3 Category +20% - RAL not included in the colour chart +30%. According to samples : Request feasibility and cost estimate. Colours not available: GRGR.

TRAME VERTICAL

Radiator composed of 20 and 28mm diameter vertical steel elements fusion welded with 28 mm diameter manifolds

TRAME 20

| Height | | 96 | | | 125 | | | 154 | | | 183 | | | 197,5 | | |
|-------------|------------|---------------|---------------|-----------|---------------|---------------|-----------|---------------|---------------|-----------|---------------|---------------|-----------|---------------|---------------|-----------|
| N° elements | Width (cm) | Watts ΔT 50°C | Watts ΔT 30°C | Price (€) | Watts ΔT 50°C | Watts ΔT 30°C | Price (€) | Watts ΔT 50°C | Watts ΔT 30°C | Price (€) | Watts ΔT 50°C | Watts ΔT 30°C | Price (€) | Watts ΔT 50°C | Watts ΔT 30°C | Price (€) |
| 11 | 27,0 | 413 | 210 | | 515 | 264 | | 606 | 311 | | 686 | 351 | | 719 | 368 | |
| 13 | 32,0 | 488 | 248 | | 609 | 312 | | 717 | 368 | | 811 | 415 | | 850 | 435 | |
| 15 | 37,0 | 563 | 286 | | 703 | 361 | | 827 | 424 | | 936 | 479 | | 980 | 501 | |
| 17 | 42,0 | 638 | 324 | | 796 | 408 | | 937 | 480 | | 1061 | 543 | | 1111 | 568 | |
| 19 | 47,0 | 713 | 363 | | 890 | 457 | | 1047 | 537 | | 1186 | 607 | | 1242 | 635 | |
| 21 | 52,0 | 789 | 401 | | 984 | 505 | | 1158 | 594 | | 1311 | 671 | | 1373 | 702 | |
| 23 | 57,0 | 863 | 439 | | 1077 | 553 | | 1268 | 650 | | 1435 | 735 | | 1503 | 769 | |
| 25 | 62,0 | 938 | 477 | | 1171 | 601 | | 1378 | 706 | | 1560 | 799 | | 1634 | 836 | |
| 27 | 67,0 | 1013 | 515 | | 1265 | 649 | | 1488 | 763 | | 1685 | 863 | | 1765 | 903 | |
| 29 | 72,0 | 1086 | 552 | | 1358 | 697 | | 1599 | 820 | | 1810 | 927 | | 1896 | 970 | |
| 31 | 77,0 | 1163 | 591 | | 1452 | 745 | | 1709 | 876 | | 1935 | 991 | | 2026 | 1036 | |
| 33 | 82,0 | 1238 | 630 | | 1546 | 793 | | | | | | | | | | |
| 35 | 87,0 | 1313 | 668 | | 1639 | 841 | | | | | | | | | | |
| 37 | 92,0 | 1388 | 706 | | 1733 | 889 | | | | | | | | | | |
| 39 | 97,0 | 1463 | 744 | | 1827 | 937 | | | | | | | | | | |




TRAME 28

| Height | | 96 | | | 125 | | | 154 | | | 183 | | | 197,5 | | |
|-------------|------------|---------------|---------------|-----------|---------------|---------------|-----------|---------------|---------------|-----------|---------------|---------------|-----------|---------------|---------------|-----------|
| N° elements | Width (cm) | Watts ΔT 50°C | Watts ΔT 30°C | Price (€) | Watts ΔT 50°C | Watts ΔT 30°C | Price (€) | Watts ΔT 50°C | Watts ΔT 30°C | Price (€) | Watts ΔT 50°C | Watts ΔT 30°C | Price (€) | Watts ΔT 50°C | Watts ΔT 30°C | Price (€) |
| 9 | 29,2 | 432 | 220 | | 537 | 273 | | 634 | 323 | | 724 | 369 | | 762 | 389 | |
| 11 | 35,8 | 528 | 268 | | 657 | 334 | | 775 | 395 | | 885 | 451 | | 931 | 475 | |
| 13 | 42,4 | 625 | 318 | | 776 | 395 | | 916 | 466 | | 1046 | 533 | | 1101 | 562 | |
| 15 | 49,0 | 721 | 366 | | 895 | 455 | | 1057 | 538 | | 1207 | 615 | | 1270 | 648 | |
| 17 | 55,6 | 817 | 415 | | 1015 | 516 | | 1198 | 610 | | 1367 | 697 | | 1439 | 734 | |
| 19 | 62,2 | 913 | 464 | | 1134 | 577 | | 1339 | 682 | | 1528 | 779 | | 1609 | 821 | |
| 21 | 68,8 | 1009 | 513 | | 1253 | 638 | | 1480 | 754 | | 1689 | 861 | | 1778 | 907 | |
| 23 | 75,4 | 1105 | 562 | | 1373 | 699 | | 1620 | 825 | | 1850 | 943 | | 1947 | 993 | |
| 25 | 82,0 | 1201 | 610 | | 1492 | 759 | | 1761 | 897 | | | | | | | |
| 27 | 88,6 | 1297 | 659 | | 1612 | 820 | | 1902 | 969 | | | | | | | |
| 29 | 95,2 | 1393 | 708 | | 1731 | 881 | | 2043 | 1040 | | | | | | | |
| 31 | 101,8 | 1489 | 757 | | 1850 | 941 | | 2184 | 1112 | | | | | | | |
| 33 | 108,4 | 1585 | 805 | | 1970 | 1002 | | 2325 | 1184 | | | | | | | |
| 35 | 115,0 | 1682 | 855 | | 2089 | 1063 | | 2466 | 1256 | | | | | | | |
| 37 | 121,6 | 1778 | 904 | | 2208 | 1123 | | 2607 | 1328 | | | | | | | |

REMOTE VALVE ASSEMBLY

| Code | Description | Finishes | Price (€) |
|-------|--|----------|-----------|
| GVR# | RECESSED valve and lockshield assembly for remote connection | CHROME | |
| GVRC# | RECESSED valve and lockshield assembly for remote connection | COLOUR | |

Standard VALVES (for Valves and Lockshields, valves that can be fitted with thermostat, Thermostatic valves, or Single pipe, Twin pipe, Stainless steel and thermostatic heads see pages 271 - 272 - 273 - 274 - 275)

| Code / Description | Finishes | Price (€) |
|---|----------|-----------|
|  Z1TLNR#ANR129010 Paired Valve and Lockshield copper Angle 1/2" | WHITE | |
|  Z1RAC#R12CRO 2 copper unions diam. 12 mm | CHROME | |
|  ZRCF# Kit with pipe collars for towel warmers | WHITE | |

ORDER EXAMPLE To correctly order this model follow the example specified below:


| | |
|------------------|---|
| PRODUCT | TRO20E#0525 0430 U1 ST 9010 |
| TRO20E#0525 0430 | Article code composed of Model, Width (0525mm) and Height (0430mm) |
| U1 | Resistor code found in the table on the side |
| ST | Standard Support code, only one support code available for Electric and Mixed version |
| 9010 | Colour code to be checked in the Tubes Colour Chart |

ACCESSORIES ELECTRIC/MIXED version (only for standard STD resistors)

| | |
|--------|--|
| ZRF004 | Kit with WALL type room thermostat (radio frequency) |
| ZRF007 | Kit with WALL type room thermostat (radio frequency) with weekly PROGRAMMING |

* Specify the color code, e.g.: 9010, after checking the Tubes Colour Chart*


TRAME 28



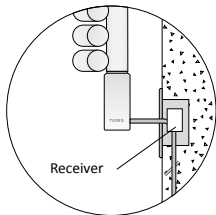
TRAME 20



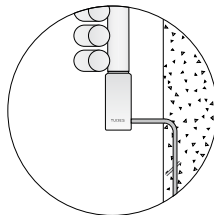
TRAME 14



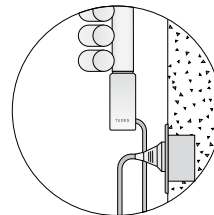
How to carry out connection to the Electric supply



Radio receiver
(supplied with ZRF004 or ZRF007)

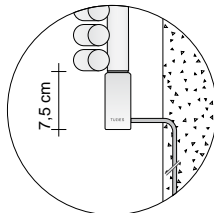



Remote switch (not supplied)

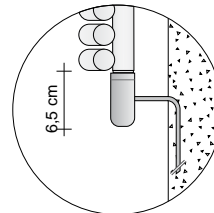



Electric plug not supplied

Electric Standard



Electric with Room Thermostat



ADDITIONAL CHARGES FOR COLOURS AND FINISHES (see the official Tubes Colour Chart)

Additional colour charges are calculated over the Pure white price (Cat. C0), for the other categories the additional charges herein below are applicable: Category C1 and C2 +10% - C3 Category +20% - RAL not included in the colour chart +30% - PLATED finishes: NOT available. Colours not available: GRGR.

TRAME Horizontal Electric

Radiator composed of 14, 20, 28 mm diameter horizontal steel elements fusion welded with 28 mm diameter manifolds

EL

TRAME 14 electric

| Code | H (cm) | L (cm) | Edge Cap Colour Code | | | Electric resistor Watts | Category C0 RAL 9010 (€) |
|-----------------|-----------|-----------|----------------------|------|---------|----------------------------|-----------------------------|
| | | | White | Grey | Chrome* | | |
| TRO14E#05250400 | 40,0 | 52,5 | U1 | V1 | Z1* | 300 | |
| TRO14E#05250818 | 81,8 | 52,5 | U2 | V2 | Z2* | 600 | |
| TRO14E#05251312 | 131,2 | 52,5 | U3 | V3 | Z3* | 900 | |
| TRO14E#05251806 | 180,6 | 52,5 | U4 | V4 | Z4* | 1200 | |

* Supplied with price surcharge of € 10.00

TRAME 20 electric

| Code | H (cm) | L (cm) | Edge Cap Colour Code | | | Electric resistor Watts | Category C0 RAL 9010 (€) |
|-----------------|-----------|-----------|----------------------|------|---------|----------------------------|-----------------------------|
| | | | White | Grey | Chrome* | | |
| TRO20E#05250420 | 42,0 | 52,5 | U1 | V1 | Z1* | 300 | |
| TRO20E#05250820 | 82,0 | 52,5 | U2 | V2 | Z2* | 600 | |
| TRO20E#05251270 | 127,0 | 52,5 | U3 | V3 | Z3* | 900 | |
| TRO20E#05251820 | 182,0 | 52,5 | U4 | V4 | Z4* | 1200 | |

* Supplied with price surcharge of € 10.00

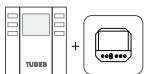
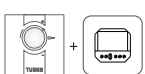
TRAME 28 electric

| Code | H (cm) | L (cm) | Edge Cap Colour Code | | | Electric resistor Watts | Category C0 RAL 9010 (€) |
|-----------------|-----------|-----------|----------------------|------|---------|----------------------------|-----------------------------|
| | | | White | Grey | Chrome* | | |
| TRO28E#05250424 | 42,4 | 52,5 | U1 | V1 | Z1* | 300 | |
| TRO28E#05250820 | 82,0 | 52,5 | U2 | V2 | Z2* | 600 | |
| TRO28E#05251282 | 128,2 | 52,5 | U3 | V3 | Z3* | 900 | |
| TRO28E#05251810 | 181,0 | 52,5 | U4 | V4 | Z4* | 1200 | |

* Supplied with price surcharge of € 10.00

ELECTRIC ADJUSTERS

Electrical setting is via the use of the following thermostats that regulate the room temperature by interacting with up to max 5 radiators.

| cod. ZRF007 | cod. ZRF004 | Code | Description | Price** (€) |
|---|---|---------|--|-------------|
|  |  | ZRF004* | Kit with WALL type room thermostat (radio frequency) | |
| | | ZRF007* | Kit with WALL type room thermostat (radio frequency) with weekly PROGRAMMING | |

** The price of the two kits mentioned above includes the wall box radiofrequency receiver that strictly must be installed.

TRAME Horizontal Mixed

Radiator composed of 14, 20, 28 mm diameter horizontal steel elements fusion welded with 28 mm diameter manifolds

ORDER EXAMPLE To correctly order this model follow the example specified below:

| | |
|------------------|---|
| PRODUCT | TRO20M#0525 0430 KU1 ST 9010 |
| TRO20M#0525 0430 | Article code composed of Model, Width (0525mm) and Height (0430mm) |
| KU1 | Resistor code found in the table on the side |
| ST | Standard Support code, only one support code available for Electric and Mixed version |
| 9010 | Colour code to be checked in the Tubes Colour Chart |

ACCESSORIES ELECTRIC/MIXED version (only for standard STD resistors)

| | |
|--------|--|
| ZRF004 | Kit with WALL type room thermostat (radio frequency) |
| ZRF007 | Kit with WALL type room thermostat (radio frequency) with weekly PROGRAMMING |

ACCESSORIES for MIXED version with rear connectors

| | |
|-------------|---|
| Cod. GVR | One way Remote Valve Assembly, CHROME finish |
| Cod. GVRC#* | One way Remote Valve Assembly, COLOUR finish* |

* Specify the color code, e.g.: 9010, after checking the Tubes Colour Chart*

For other types of Valves see the table in page 271 - 272 - 273 - 274 - 275.


TRAME 28



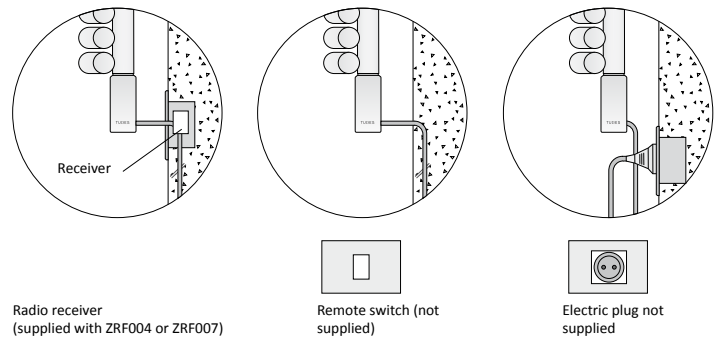
TRAME 20



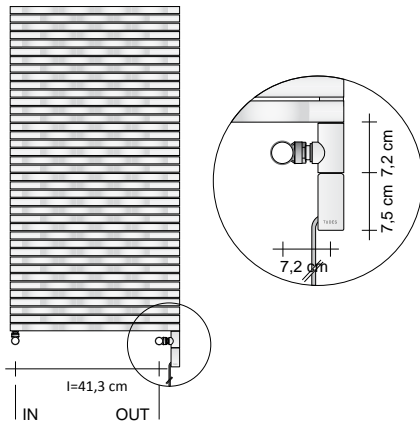
TRAME 14



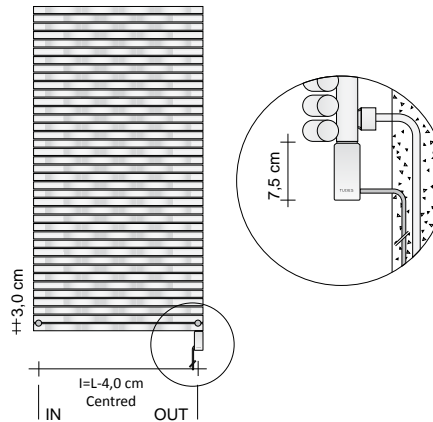
How to carry out connection to the Electric supply



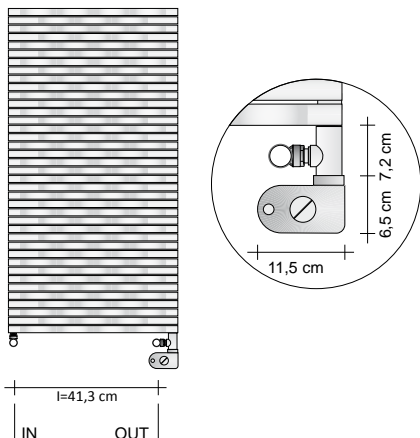
Mixed with Kit and external Connectors



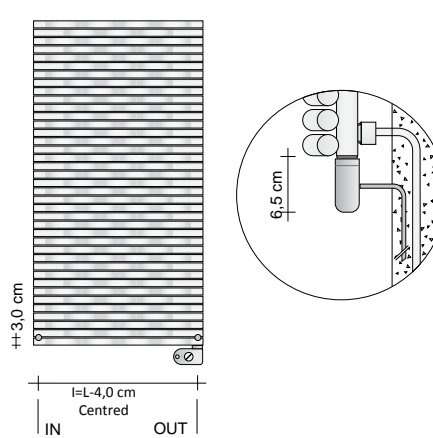
Mixed Standard with Rear Connectors



Mixed with Kit, Room thermostat and External Connectors



Mixed with Room thermostat and Rear Connectors



ADDITIONAL CHARGES FOR COLOURS AND FINISHES (see the official Tubes Colour Chart)

Additional colour charges are calculated over the Pure white price (Cat. C0), for the other categories the additional charges herein below are applicable: Category C1 and C2 +10% - C3 Category +20% - RAL not included in the colour chart +30% - PLATED finishes: NOT available. Colours not available: GRCC.

TRAME HORIZONTAL Mixed (Electric-Water)

Radiator composed of 14, 20, 28 mm diameter horizontal steel elements fusion welded with 28 mm diameter manifolds

MX

TRAME 14 mixed Standard

| Code | H (cm) | L (cm) | Edge Cap Colour Code | | | Thermal yield Watts ΔT 50°C | Thermal yield Watts ΔT 30°C | Electric resistor Watts | Category C0 RAL 9010 (€) | Category C1/C2 (€) | Category C3 (€) |
|------------------|-----------|-----------|----------------------|------|---------|--------------------------------|--------------------------------|----------------------------|-----------------------------|-----------------------|--------------------|
| | | | White | Grey | Chrome* | | | | | | |
| TRO14MS#05250400 | 40,0 | 52,5 | KU1 | KV1 | KZ1* | 342 | 186 | 300 | | | |
| TRO14MS#05250818 | 81,8 | | KU2 | KV2 | KZ2* | 606 | 336 | 600 | | | |
| TRO14MS#05251312 | 131,2 | | KU3 | KV3 | KZ3* | 914 | 503 | 900 | | | |
| TRO14MS#05251806 | 180,6 | | KU4 | KV4 | KZ4* | 1237 | 662 | 1200 | | | |

TRAME 20 mixed Standard

| Code | H (cm) | L (cm) | Edge Cap Colour Code | | | Thermal yield Watts ΔT 50°C | Thermal yield Watts ΔT 30°C | Electric resistor Watts | Category C0 RAL 9010 (€) | Category C1/C2 (€) | Category C3 (€) |
|------------------|-----------|-----------|----------------------|------|---------|--------------------------------|--------------------------------|----------------------------|-----------------------------|-----------------------|--------------------|
| | | | White | Grey | Chrome* | | | | | | |
| TRO20MS#05250420 | 42,0 | 52,5 | KU1 | KV1 | KZ1* | 339 | 184 | 300 | | | |
| TRO20MS#05250820 | 82,0 | | KU2 | KV2 | KZ2* | 614 | 334 | 600 | | | |
| TRO20MS#05251270 | 127,0 | | KU3 | KV3 | KZ3* | 903 | 498 | 900 | | | |
| TRO20MS#05251820 | 182,0 | | KU4 | KV4 | KZ4* | 1236 | 663 | 1200 | | | |

TRAME 28 mixed Standard

| Code | H (cm) | L (cm) | Edge Cap Colour Code | | | Thermal yield Watts ΔT 50°C | Thermal yield Watts ΔT 30°C | Electric resistor Watts | Category C0 RAL 9010 (€) | Category C1/C2 (€) | Category C3 (€) |
|------------------|-----------|-----------|----------------------|------|---------|--------------------------------|--------------------------------|----------------------------|-----------------------------|-----------------------|--------------------|
| | | | White | Grey | Chrome* | | | | | | |
| TRO28MS#05250424 | 42,4 | 52,5 | KU1 | KV1 | KZ1* | 343 | 186 | 300 | | | |
| TRO28MS#05250820 | 82,0 | | KU2 | KV2 | KZ2* | 604 | 329 | 600 | | | |
| TRO28MS#05251282 | 128,2 | | KU3 | KV3 | KZ3* | 897 | 492 | 900 | | | |
| TRO28MS#05251810 | 181,0 | | KU4 | KV4 | KZ4* | 1232 | 659 | 1200 | | | |

TRAME 14 mixed WITH KIT

| Code | H (cm) | L (cm) | Edge Cap Colour Code | | | Thermal yield Watts ΔT 50°C | Thermal yield Watts ΔT 30°C | Electric resistor Watts | Category C0 RAL 9010 (€) | Category C1/C2 (€) | Category C3 (€) |
|------------------|-----------|-----------|----------------------|------|---------|--------------------------------|--------------------------------|----------------------------|-----------------------------|-----------------------|--------------------|
| | | | White | Grey | Chrome* | | | | | | |
| TRO14MK#05250400 | 40,0 | 52,5 | KU1 | KV1 | KZ1* | 342 | 186 | 300 | | | |
| TRO14MK#05250818 | 81,8 | | KU2 | KV2 | KZ2* | 606 | 336 | 600 | | | |
| TRO14MK#05251312 | 131,2 | | KU3 | KV3 | KZ3* | 914 | 503 | 900 | | | |
| TRO14MK#05251806 | 180,6 | | KU4 | KV4 | KZ4* | 1237 | 662 | 1200 | | | |

TRAME 20 mixed WITH KIT

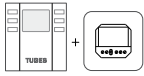
| Code | H (cm) | L (cm) | Edge Cap Colour Code | | | Thermal yield Watts ΔT 50°C | Thermal yield Watts ΔT 30°C | Electric resistor Watts | Category C0 RAL 9010 (€) | Category C1/C2 (€) | Category C3 (€) |
|------------------|-----------|-----------|----------------------|------|---------|--------------------------------|--------------------------------|----------------------------|-----------------------------|-----------------------|--------------------|
| | | | White | Grey | Chrome* | | | | | | |
| TRO20MK#05250420 | 42,0 | 52,5 | KU1 | KV1 | KZ1* | 339 | 184 | 300 | | | |
| TRO20MK#05250820 | 82,0 | | KU2 | KV2 | KZ2* | 614 | 334 | 600 | | | |
| TRO20MK#05251270 | 127,0 | | KU3 | KV3 | KZ3* | 903 | 498 | 900 | | | |
| TRO20MK#05251820 | 182,0 | | KU4 | KV4 | KZ4* | 1236 | 663 | 1200 | | | |

TRAME 28 mixed WITH KIT

| Code | H (cm) | L (cm) | Edge Cap Colour Code | | | Thermal yield Watts ΔT 50°C | Thermal yield Watts ΔT 30°C | Electric resistor Watts | Category C0 RAL 9010 (€) | Category C1/C2 (€) | Category C3 (€) |
|------------------|-----------|-----------|----------------------|------|---------|--------------------------------|--------------------------------|----------------------------|-----------------------------|-----------------------|--------------------|
| | | | White | Grey | Chrome* | | | | | | |
| TRO28MK#05250424 | 42,4 | 52,5 | KU1 | KV1 | KZ1* | 343 | 186 | 300 | | | |
| TRO28MK#05250820 | 82,0 | | KU2 | KV2 | KZ2* | 604 | 329 | 600 | | | |
| TRO28MK#05251282 | 128,2 | | KU3 | KV3 | KZ3* | 897 | 492 | 900 | | | |
| TRO28MK#05251810 | 181,0 | | KU4 | KV4 | KZ4* | 1232 | 659 | 1200 | | | |

ELECTRIC ADJUSTERS

Electrical setting is via the use of the following thermostats that regulate the room temperature by interacting with up to max 5 radiators.

| Code | Description | Price** (€) |
|-------------|--|--|
| cod. ZRF007 |  Kit with WALL type room thermostat (radio frequency) with weekly PROGRAMMING | |
| cod. ZRF004 | | Kit with WALL type room thermostat (radio frequency) |




** The price of the two kits mentioned above includes the wall box radiofrequency receiver that strictly must be installed.

REMOTE VALVE ASSEMBLY

| Code | Description | Finishes | Price (€) |
|-------|--|----------|-----------|
| GVR# | RECESSED valve and lockshield assembly for remote connection | CHROME | |
| GVRC# | RECESSED valve and lockshield assembly for remote connection | COLOUR | |

For the GVRC code you must specify the colour required
The external finish of the GVR is only Glossy Chrome-plated

Standard VALVES (for Valves and Lockshields, valves that can be fitted with thermostat, Thermostatic valves, or Single pipe, Twin pipe, Stainless steel and thermostatic heads see pages 271 - 272 - 273 - 274 - 275)

| Code / Description | Finishes | Price (€) |
|---|----------|-----------|
|  Z1TLNR#ANR129010 Paired Valve and Lockshield copper Angle 1/2" | WHITE | |
|  Z1RAC#R12CRO 2 copper unions diam. 12 mm | CHROME | |
|  ZRCF# Kit with pipe collars for towel warmers | WHITE | |