



Tesi 2, 15 elements, Hight 2200 mm, Lenght 675 mm, Red - RAL 3000

Construction features

tubes made of 25 mm diameter sheet steel
manifolds made of pressed sheet steel
elements 45 mm long (element pitch)
threading 1"1/4 G right and left on top and bottom manifold
maximum working pressure 8 bar
maximum working temperature 95°C

Standard equipment

4 connections with reductions 1 "1/4 to 1/2"
for Tesi white and colored, mounted on the radiator
4 Universal brakets for Tesi (except for very small batteries)
1 1/2" air vent
1 cover for 1/2" blind plug

Certifications



Plus



Technical data

Model	Depth (mm)	Height (mm)	Conn. C. (mm)	Weight (kg)	Capacity (lt)	COM_PRODUCTS_TABLE_DATA_BTU	Δt=50°C (kcal/h)	Δt=50°C (Watt)	Δt=40°C (Watt)	Δt=30°C (Watt)	Δt=20°C (Watt)	Exponent
200	65,0	200	127	0,30	0,30	43,8	12,8	14,9	11,3	7,9	4,7	1,250
300	65,0	300	235	0,50	0,40	68,8	20,2	23,4	17,8	12,4	7,5	1,240
350	65,0	350	285	0,50	0,50	78,6	23,0	26,8	20,3	14,2	8,6	1,240
365	65,0	365	300	0,50	0,50	81,5	23,9	27,8	21,1	14,7	8,9	1,240
400	65,0	400	335	0,60	0,50	88,3	25,9	30,1	22,8	15,9	9,6	1,250
450	65,0	450	385	0,60	0,50	97,9	28,7	33,4	25,2	17,6	10,6	1,250
500	65,0	500	435	0,70	0,60	107,5	31,5	36,6	27,7	19,3	11,6	1,250
535	65,0	535	470	0,70	0,60	114,2	33,5	38,9	29,4	20,5	12,3	1,260
550	65,0	550	485	0,70	0,60	117,1	34,3	39,9	30,1	21,0	12,6	1,260
600	65,0	600	535	0,80	0,70	126,6	37,1	43,1	32,6	22,6	13,6	1,260
650	65,0	650	585	0,90	0,70	136,2	39,9	46,4	35,0	24,3	14,5	1,270
750	65,0	750	685	1,00	0,80	155,2	45,5	52,9	39,8	27,6	16,4	1,270
815	65,0	815	750	1,10	0,80	167,6	49,1	57,1	42,9	29,7	17,7	1,280
900	65,0	900	835	1,20	0,90	183,9	53,9	62,7	47,0	32,5	19,3	1,290
1000	65,0	1000	935	1,40	1,00	203,1	59,5	69,2	51,9	35,7	21,1	1,290
1200	65,0	1200	1135	1,60	1,10	242,1	71,0	82,5	61,6	42,3	24,9	1,310
1500	65,0	1500	1435	2,00	1,40	302,2	88,6	103,0	76,5	52,1	30,4	1,330
1800	65,0	1800	1735	2,41	1,64	364,7	106,9	124,3	92,4	63,0	36,8	1,330
2000	65,0	2000	1935	2,67	1,80	407,9	119,5	139,0	103,6	70,9	41,5	1,320
2200	65,0	2200	2135	2,93	1,97	452,3	132,6	154,2	115,1	79,0	46,5	1,310
2500	65,0	2500	2435	3,30	2,20	521,7	152,9	177,8	133,2	91,8	54,4	1,290

Thanks to the high performance of Irsap Tesi2 radiators, the ideal Δt for low temperature projects is Δt at 30°C.

For Δt different from 50°C use the formula: $Q=Q_n (\Delta t / 50)^n$

Standard equipment

- 4 connections with reductions 1 "1/4 to 1/2" for Tesi white and colored, mounted on the radiator
- 4 Universal brackets for Tesi (except for very small batteries)
- 1 1/2" air vent
- 1 cover for 1/2" blind plug

Data Set

Length (mm) sub>	NÂ° Elements	200	300	350	365	400	450	500	535	550	600	650	750	815	900	1000	1200	1500	1800	2000	2200	2500
90	2	Watt = 30	47	54	56	60	67	73	78	80	86	93	106	114	125	138	165	206	249	278	308	356
135	3	Watt = 45	70	80	83	90	100	110	117	120	129	139	159	171	188	208	248	309	373	417	462	533
180	4	Watt = 60	94	107	111	120	134	147	156	160	173	186	212	228	251	277	330	412	497	556	617	711
225	5	Watt = 75	117	134	139	150	167	183	195	200	216	232	264	286	313	346	413	515	621	695	771	889
270	6	Watt = 89	141	161	167	181	200	220	234	239	259	278	317	343	376	415	495	618	746	834	925	1067
315	7	Watt = 104	164	188	194	211	234	257	273	279	302	325	370	400	439	485	578	721	870	973	1079	1245
360	8	Watt = 119	188	214	222	241	267	293	311	319	345	371	423	457	501	554	660	824	994	1112	1233	1422
405	9	Watt = 134	211	241	250	271	300	330	350	359	388	418	476	514	564	623	743	927	1119	1251	1387	1600
450	10	Watt = 149	234	268	278	301	334	366	389	399	432	464	529	571	627	692	825	1030	1243	1390	1542	1778
495	11	Watt = 164	258	295	306	331	367	403	428	439	475	510	582	628	689	761	908	1133	1367	1529	1696	1956
540	12	Watt = 179	281	321	333	361	401	440	467	479	518	557	635	685	752	831	990	1236	1491	1668	1850	2133
585	13	Watt = 194	305	348	361	391	434	476	506	519	561	603	687	742	815	900	1073	1339	1616	1807	2004	2311
630	14	Watt = 209	328	375	389	421	467	513	545	559	604	650	740	800	877	969	1155	1442	1740	1946	2158	2489
675	15	Watt = 224	352	402	417	452	501	550	584	599	647	696	793	857	940	1038	1238	1545	1864	2085	2312	2667
720	16	Watt = 239	375	429	444	482	534	586	623	639	690	742	846	914	1003	1108	1320	1648	1989	2224	2466	2845
765	17	Watt = 253	398	455	472	512	567	623	662	678	734	789	899	971	1065	1177	1403	1751	2113	2363	2621	3022
810	18	Watt = 268	422	482	500	542	601	660	701	718	777	835	952	1028	1128	1246	1485	1854	2237	2502	2775	3200
855	19	Watt = 283	445	509	528	572	634	696	740	758	820	882	1005	1085	1191	1315	1568	1957	2362	2641		
900	20	Watt = 298	469	536	556	602	668	733	779	798	863	928	1058	1142	1253	1384	1650	2060	2486	2780		
945	21	Watt = 313	492	563	583	632	701	770	818	838	906	974	1110	1199	1316	1454	1733	2163	2610	2919		
990	22	Watt = 328	516	589	611	662	734	806	856	878	949	1021	1163	1256	1379	1523	1815	2266	2734	3058		

1035	23	Watt =	343	539	616	639	692	768	843	895	918	992	1067	1216	1314	1441	1592	1898	2369
1080	24	Watt =	358	563	643	667	722	801	880	934	958	1036	1114	1269	1371	1504	1661	1980	2472
1125	25	Watt =	373	586	670	694	752	835	916	973	998	1079	1160	1322	1428	1566	1730	2063	2575
1170	26	Watt =	388	609	697	722	783	868	953	1012	1038	1122	1206	1375	1485	1629	1800	2145	2678
1215	27	Watt =	403	633	723	750	813	901	990	1051	1078	1165	1253	1428	1542	1692	1869	2228	
1260	28	Watt =	417	656	750	778	843	935	1026	1090	1117	1208	1299	1481	1599	1754	1938	2310	
1305	29	Watt =	432	680	777	806	873	968	1063	1129	1157	1251	1346	1534	1656	1817	2007	2393	
1350	30	Watt =	447	703	804	833	903	1001	1100	1168	1197	1294	1392	1586	1713	1880	2077	2475	
1395	31	Watt =	462	727	830	861	933	1035	1136	1207	1237	1338	1438	1639	1770	1942	2146		
1440	32	Watt =	477	750	857	889	963	1068	1173	1246	1277	1381	1485	1692	1828	2005	2215		
1485	33	Watt =	492	774	884	917	993	1102	1209	1285	1317	1424	1531	1745	1885	2068	2284		
1530	34	Watt =	507	797	911	945	1023	1135	1246	1324	1357	1467	1578	1798	1942	2130	2353		
1575	35	Watt =	522	820	938	972	1054	1168	1283	1363	1397	1510	1624	1851	1999	2193	2423		
1620	36	Watt =	537	844	964	1000	1084	1202	1319	1401	1437	1553	1670	1904	2056	2256	2492		
1665	37	Watt =	552	867	991	1028	1114	1235	1356	1440	1477	1597	1717	1957	2113	2318	2561		
1710	38	Watt =	567	891	1018	1056	1144	1268	1393	1479	1517	1640	1763	2009	2170	2381	2630		
1755	39	Watt =	581	914	1045	1083	1174	1302	1429	1518	1556	1683	1810	2062	2227	2444	2700		
1800	40	Watt =	596	938	1072	1111	1204	1335	1466	1557	1596	1726	1856	2115	2284	2506	2769		


Colors and Finishes

STANDARD




Bianco Standard
Cod. 01


CLASSIC




Bianco Edelweiss
Opaco
Cod. 34




Bianco Whisper
Peach
Cod. 36




Avorio - RAL 1013
Cod. 02




Jasmin Opaco
Cod. 35



Beige Naturale
Cod. 38




Beige Cream
Cod. 26




Giallo - RAL 1021
Cod. 04




Giallo Melone - RAL
1028
Cod. E7




Arancio - RAL 2004
Cod. 17




Marrone Ruggine -
RAL 8004
Cod. E1




Marrone - RAL 8017
Cod. 09




Vinaccia - RAL 3005
Cod. H9




Amaranto - RAL 3003
Cod. 06




Rosso - RAL 3000
Cod. 05




Rosso Fragola - RAL
3018
Cod. Y3




Rosa - RAL 3015
Cod. R2




Lilla Bluastro - RAL
4005
Cod. R3




Porpora Traffico -
RAL 4006
Cod. R6




Verde Bosco - RAL
6005
Cod. 19




Verde Erba - RAL
6018
Cod. N3




Verde Salvia - RAL
6021
Cod. E6




Verde Greenwich
Cod. 28




Blu Pastello - RAL
5024
Cod. G7




Blu Colomba - RAL
5014
Cod. G9




Blu Hewi
Cod. 11



Grigio Manhattan
Cod. 03




Nero - RAL 9005
Cod. 10



Deep Blue
Cod. 2F

SPECIAL



SURFACES



The Colors used in this folder are not considered binding. The different technological painting processes and the materials used for the realization can not have a perfect color match with the delivered product. Irsap company reserves the right to introduce at any time whatever modifications necessary to the improvement of the product.