

S - EVID

design Davide Brembilla

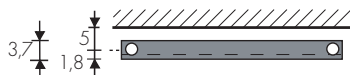
Vertical coloured slits are cut by hand into the plate's unrelenting geometrical purity. Plate surfaces can be chosen as desired

from the Brem color chart; the colors of the slits are from Brem color list without extra. The colors of the plate and the slit blend

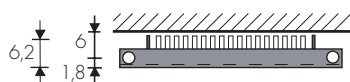
harmoniously together and give form to a new décor element with high intensity.

MODEL S-EVID..

vertical plate




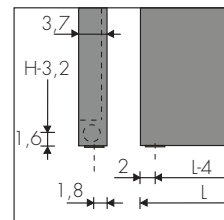
MODEL SL-EVID.. vertical plate with radiating plates at rear




TAPPING CENTRES

Vertical fittings
▲▽ t.c.=L-4 cm


Side fittings
▲▽ t.c.=H-3,2 cm (extra)
Art. AS 70,40€




S-EVID .. - 35




S-EVID .. - 42




S-EVID.. - 49



S-EVID .. - 56



S-EVID .. - 63




S-EVID .. - 70

MOD.	H cm	L cm	35	42	49	56	63	70
S-EVID 180	180	€	913,50 584w	999,00 701w	1088,30 817w	1176,20 934w	1261,60 1051w	1350,60 1168w
SL-EVID 180	180	€	1177,60 861w	1277,00 1033w	1398,50 1205w	1508,60 1377w	1618,20 1549w	1728,80 1721w
S-EVID 200	200	€	963,20 642w	1055,40 770w	1142,30 898w	1234,00 1026w	1324,30 1155w	1414,80 1283w
SL-EVID 200	200	€	1266,40 928w	1384,50 1113w	1512,40 1299w	1622,50 1484w	1740,50 1670w	1859,10 1855w
S-EVID 220	220	€	1020,50 697w	1117,00 836w	1226,20 976w	1313,00 1115w	1409,70 1254w	1503,90 1394w
SL-EVID 220	220	€	1316,90 1003w	1439,50 1204w	1572,90 1404w	1687,30 1605w	1810,30 1806w	1933,50 2006w

E.g.: SEVID 18042, EG1/2" BRO019/BRO033

STANDARD FITTING
EG ø1/2"



HOW TO ORDER

State: model (with or without fins), height and width in cm, fittings and colors of the plate/slits.

STANDARD PRODUCTION

White "sablé" paintwork -EOS white brackets
Slits from Brem color list
MAXIMUM OPERATING PRESSURE 6 BAR

PRODUCTION ON REQUEST

Paintwork to Brem color list +15/25%
Special fittings and valves p. 292, 295
OPERATING PRESSURE 10 BAR + 20%